

GLOBAL CORRUPTION BAROMETER 10th EDITION

MIDDLE EAST & NORTH AFRICA 2019



JORDAN

4%

Paid a bribe for public services in the previous 12 months*

25%

Used wasta for public services in the previous 12 months*

55%

Think corruption increased in the previous 12 months

13%

Experience sextortion or know someone who has

26%

Were offered bribes in exchange for votes

* Based on people who used these public services in the previous 12 months.



BRIBERY AND WASTA RATES*

* Based on people who used these public services in the previous 12 months.

	BRIBERY	WASTA
Overall rate	4%	25%
Public schools	4%	15%
Public clinics and health centers	1%	20%
IDs	2%	13%
Utilities	5%	21%
Police	2%	15%
Courts	0%	16%



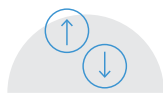
CORRUPTION BY INSTITUTION*

* Percentage who think that most or all people in these institutions are corrupt.

INSTITUTION

Prime Minister	25%
Members of Parliament	45%
Government officials	36%
Local government officials	28%
Police*	-
Judges and Magistrates	12%
Religious leaders	17%
NGOs	22%
Business Executives	38%
Bankers	21%

* Survey data about Police was not collected in Jordan.




HAS CORRUPTION LEVEL CHANGED IN THE PREVIOUS 12 MONTHS?

Increased	55%
Decreased	17%
Stayed the same	25%
Don't know	3%



CAN ORDINARY PEOPLE MAKE A DIFFERENCE IN THE FIGHT AGAINST CORRUPTION?

Yes	50%
No	42%
Neither yes nor no	8%
Don't know / refused to answer	0%



IS THE GOVERNMENT DOING A GOOD OR BAD JOB OF FIGHTING CORRUPTION?

Good	55%
Bad	43%
Don't know	2%

With more than 6,600 citizens surveyed in six countries, the **Global Corruption Barometer (GCB)** is a comprehensive public opinion survey of citizen views on corruption and bribery in Middle East and North Africa.



anticorru.pt/gcb2019mena

GLOBAL CORRUPTION BAROMETER 10th EDITION

MIDDLE EAST & NORTH AFRICA 2019



LEBANON

41% Paid a bribe for public services in the previous 12 months*

54% Used wasta for public services in the previous 12 months*

68% Think corruption increased in the previous 12 months

23% Experience sextortion or know someone who has

47% Were offered bribes in exchange for votes

* Based on people who used these public services in the previous 12 months.



BRIBERY AND WASTA RATES*

* Based on people who used these public services in the previous 12 months.

	BRIBERY	WASTA
Overall rate	41%	54%
Public schools	26%	40%
Public clinics and health centers	27%	45%
IDs	37%	45%
Utilities	36%	51%
Police	36%	42%
Courts	48%	65%



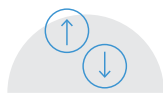
CORRUPTION BY INSTITUTION*

* Percentage who think that most or all people in these institutions are corrupt.

INSTITUTION

President / Prime Minister*	-
Members of Parliament	64%
Government officials	68%
Local government officials	46%
Police	44%
Judges and Magistrates	53%
Religious leaders	46%
NGOs	47%
Business Executives	53%
Bankers	54%

* Survey data about the President/Prime Minister was not collected in Lebanon.




HAS CORRUPTION LEVEL CHANGED IN THE PREVIOUS 12 MONTHS?

Increased	68%
Decreased	10%
Stayed the same	21%
Don't know	0%



CAN ORDINARY PEOPLE MAKE A DIFFERENCE IN THE FIGHT AGAINST CORRUPTION?

Yes	39%
No	48%
Neither yes nor no	11%
Don't know / refused to answer	2%



IS THE GOVERNMENT DOING A GOOD OR BAD JOB OF FIGHTING CORRUPTION?

Good	13%
Bad	87%
Don't know	1%

With more than 6,600 citizens surveyed in six countries, the **Global Corruption Barometer (GCB)** is a comprehensive public opinion survey of citizen views on corruption and bribery in Middle East and North Africa.



anticorru.pt/gcb2019mena

GLOBAL CORRUPTION BAROMETER 10th EDITION

MIDDLE EAST & NORTH AFRICA 2019



MOROCCO

53% Think corruption increased in the previous 12 months

74% Think their government is doing a bad job of tackling corruption

31% Paid a bribe for public services in the previous 12 months*

49% Think ordinary citizens can make a difference in the fight against corruption

* Based on people who used these public services in the previous 12 months.



BRIBERY RATES*

* Based on people who used these public services in the previous 12 months.

Overall bribery rate	31%
Public schools	6%
Public clinics and health centers	32%
IDs	18%
Utilities	13%
Police	31%

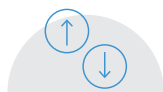


CORRUPTION BY INSTITUTION*

* Percentage who think that most or all people in these institutions are corrupt.

INSTITUTION

Prime Minister	39%
Members of Parliament	41%
Government officials	37%
Local government officials	38%
Police	24%
Judges and Magistrates	26%
Religious leaders	11%
NGOs	22%
Business Executives	28%
Traditional leaders	21%



HAS CORRUPTION LEVEL CHANGED IN THE PREVIOUS 12 MONTHS?

Increased	53%
Decreased	12%
Stayed the same	26%
Don't know	9%



CAN ORDINARY PEOPLE MAKE A DIFFERENCE IN THE FIGHT AGAINST CORRUPTION?

Yes	49%
No	24%
Neither yes nor no	15%
Don't know / refused to answer	12%



IS THE GOVERNMENT DOING A GOOD OR BAD JOB OF FIGHTING CORRUPTION?

Good	13%
Bad	74%
Don't know	13%

Data for this country card was compiled in partnership with Afrobarometer.

With more than 6,600 citizens surveyed in six countries, the **Global Corruption Barometer (GCB)** is a comprehensive public opinion survey of citizen views on corruption and bribery in Middle East and North Africa.



anticorru.pt/gcb2019mena

GLOBAL CORRUPTION BAROMETER 10th EDITION

MIDDLE EAST & NORTH AFRICA 2019



PALESTINE

17%

Paid a bribe for public services in the previous 12 months*

39%

Used wasta for public services in the previous 12 months*

62%

Think corruption increased in the previous 12 months

21%

Experience sextortion or know someone who has

12%

Were offered bribes in exchange for votes

* Based on people who used these public services in the previous 12 months.



BRIBERY AND WASTA RATES*

* Based on people who used these public services in the previous 12 months.

	BRIBERY	WASTA
Overall rate	17%	39%
Public schools	11%	22%
Public clinics and health centers	9%	31%
IDs	9%	24%
Utilities	8%	21%
Police	11%	30%
Courts	14%	29%

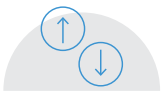


CORRUPTION BY INSTITUTION*

* Percentage who think that most or all people in these institutions are corrupt.

INSTITUTION

President / Prime Minister	55%
Members of Parliament	36%
Government officials	47%
Local government officials	33%
Police	36%
Judges and Magistrates	31%
Religious leaders	33%
NGOs	31%
Business Executives	41%
Bankers	29%




HAS CORRUPTION LEVEL CHANGED IN THE PREVIOUS 12 MONTHS?

Increased	62%
Decreased	12%
Stayed the same	24%
Don't know	2%



CAN ORDINARY PEOPLE MAKE A DIFFERENCE IN THE FIGHT AGAINST CORRUPTION?

Yes	51%
No	36%
Neither yes nor no	13%
Don't know / refused to answer	0%



IS THE GOVERNMENT DOING A GOOD OR BAD JOB OF FIGHTING CORRUPTION?

Good	45%
Bad	51%
Don't know	4%

With more than 6,600 citizens surveyed in six countries, the **Global Corruption Barometer (GCB)** is a comprehensive public opinion survey of citizen views on corruption and bribery in Middle East and North Africa.



anticorru.pt/gcb2019mena

GLOBAL CORRUPTION BAROMETER 10th EDITION

MIDDLE EAST & NORTH AFRICA 2019



SUDAN

82% Think corruption increased in the previous 12 months

80% Think their government is doing a bad job of tackling corruption

24% Paid a bribe for public services in the previous 12 months*

54% Think ordinary citizens can make a difference in the fight against corruption

* Based on people who used these public services in the previous 12 months.



BRIBERY RATES*

* Based on people who used these public services in the previous 12 months.

Overall bribery rate	24%
Public schools	8%
Public clinics and health centers	12%
IDs	20%
Utilities	21%
Police	33%



CORRUPTION BY INSTITUTION*

* Percentage who think that most or all people in these institutions are corrupt.

INSTITUTION

President / Prime Minister	49%
Members of Parliament	47%
Government officials	45%
Local government officials	38%
Police	34%
Judges and Magistrates	22%
Religious leaders	16%
NGOs	22%
Business Executives	32%
Traditional leaders	25%



HAS CORRUPTION LEVEL CHANGED IN THE PREVIOUS 12 MONTHS?

Increased	82%
Decreased	8%
Stayed the same	5%
Don't know	5%



CAN ORDINARY PEOPLE MAKE A DIFFERENCE IN THE FIGHT AGAINST CORRUPTION?

Yes	54%
No	36%
Neither yes nor no	5%
Don't know / refused to answer	5%



IS THE GOVERNMENT DOING A GOOD OR BAD JOB OF FIGHTING CORRUPTION?

Good	15%
Bad	80%
Don't know	4%

Data for this country card was compiled in partnership with Afrobarometer.

With more than 6,600 citizens surveyed in six countries, the **Global Corruption Barometer (GCB)** is a comprehensive public opinion survey of citizen views on corruption and bribery in Middle East and North Africa.



anticorru.pt/gcb2019mena

GLOBAL CORRUPTION BAROMETER 10th EDITION

MIDDLE EAST & NORTH AFRICA 2019



TUNISIA

67% Think corruption increased in the previous 12 months

64% Think their government is doing a bad job of tackling corruption

18% Paid a bribe for public services in the previous 12 months*

59% Think ordinary citizens can make a difference in the fight against corruption

* Based on people who used these public services in the previous 12 months.



BRIBERY RATES*

* Based on people who used these public services in the previous 12 months.

Overall bribery rate	18%
Public schools	8%
Public clinics and health centers	11%
IDs	12%
Utilities	10%
Police	17%

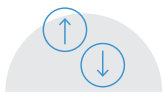


CORRUPTION BY INSTITUTION*

* Percentage who think that most or all people in these institutions are corrupt.

INSTITUTION

President / Prime Minister	25%
Members of Parliament	30%
Government officials	31%
Local government officials	27%
Police	23%
Judges and Magistrates	16%
Religious leaders	18%
NGOs	24%
Business Executives	28%
Traditional leaders	16%




HAS CORRUPTION LEVEL CHANGED IN THE PREVIOUS 12 MONTHS?

Increased	67%
Decreased	12%
Stayed the same	14%
Don't know	7%



CAN ORDINARY PEOPLE MAKE A DIFFERENCE IN THE FIGHT AGAINST CORRUPTION?

Yes	59%
No	36%
Neither yes nor no	1%
Don't know / refused to answer	3%



IS THE GOVERNMENT DOING A GOOD OR BAD JOB OF FIGHTING CORRUPTION?

Good	25%
Bad	64%
Don't know	11%

Data for this country card was compiled in partnership with Afrobarometer.

With more than 6,600 citizens surveyed in six countries, the **Global Corruption Barometer (GCB)** is a comprehensive public opinion survey of citizen views on corruption and bribery in Middle East and North Africa.



anticorru.pt/gcb2019mena