

COUNTRY CARDS



AUSTRIA

- 9%** Paid a bribe for public services in the previous 12 months*
- 40%** Used personal connections for public services in the previous 12 months*
- 9%** Experienced sextortion or know someone who has
- 30%** Think the government takes people's views into account when making decisions
- 55%** Think the government is run by a few big interests

**Based on people who used these public services in the previous 12 months.*



BRIBERY AND PERSONAL CONNECTION RATES*

**Based on people who used these public services in the previous 12 months.*

	BRIBERY	PERSONAL CONNECTIONS
Overall rate	9%	40%
Public schools	8%	30%
Public clinics and health centres	6%	36%
Identity documents	6%	27%
Social security benefits	8%	35%
Police	4%	27%



HAS CORRUPTION LEVEL CHANGED IN THE PREVIOUS 12 MONTHS?

Increased	29%
Decreased	18%
Stayed the same	49%
Don't know	3%



CAN ORDINARY PEOPLE MAKE A DIFFERENCE IN THE FIGHT AGAINST CORRUPTION?

Yes	48%
No	29%
Neither yes nor no	16%
Don't know / refused to answer	7%



CORRUPTION BY INSTITUTION*

**Percentage who think that most or all people in these institutions are corrupt.*

President	7%
Prime minister	15%
Members of parliament	13%
National government officials	13%
Local government representatives (including mayors)	10%
Police	5%
Judges and magistrates	4%
Business executives	24%
Bankers	20%
NGOs	12%



CAN PEOPLE REPORT CORRUPTION WITHOUT FEAR OF RETALIATION?

Yes	70%
No	24%
Don't know	6%



IS THE GOVERNMENT DOING A GOOD OR BAD JOB OF FIGHTING CORRUPTION?

Good	53%
Bad	42%
Don't know	5%



BELGIUM

- 10%** Paid a bribe for public services in the previous 12 months*
- 40%** Used personal connections for public services in the previous 12 months*
- 8%** Experienced sextortion or know someone who has
- 27%** Think the government takes people's views into account when making decisions
- 54%** Think the government is run by a few big interests

*Based on people who used these public services in the previous 12 months.



BRIBERY AND PERSONAL CONNECTION RATES*

*Based on people who used these public services in the previous 12 months.

	BRIBERY	PERSONAL CONNECTIONS
Overall rate	10%	40%
Public schools	6%	27%
Public clinics and health centres	7%	32%
Identity documents	6%	26%
Social security benefits	3%	35%
Police	4%	22%



HAS CORRUPTION LEVEL CHANGED IN THE PREVIOUS 12 MONTHS?

Increased	27%
Decreased	14%
Stayed the same	47%
Don't know	12%



CAN ORDINARY PEOPLE MAKE A DIFFERENCE IN THE FIGHT AGAINST CORRUPTION?

Yes	58%
No	29%
Neither yes nor no	10%
Don't know / refused to answer	2%



CORRUPTION BY INSTITUTION*

*Percentage who think that most or all people in these institutions are corrupt.

President	n/a
Prime minister	20%
Members of parliament	16%
National government officials	18%
Local government representatives (including mayors)	16%
Police	12%
Judges and magistrates	11%
Business executives	25%
Bankers	27%
NGOs	14%



CAN PEOPLE REPORT CORRUPTION WITHOUT FEAR OF RETALIATION?

Yes	51%
No	45%
Don't know	5%



IS THE GOVERNMENT DOING A GOOD OR BAD JOB OF FIGHTING CORRUPTION?

Good	45%
Bad	45%
Don't know	11%



BULGARIA

- 19%** Paid a bribe for public services in the previous 12 months*
- 32%** Used personal connections for public services in the previous 12 months*
- 17%** Experienced sextortion or know someone who has
- 17%** Think the government takes people's views into account when making decisions
- 68%** Think the government is run by a few big interests

**Based on people who used these public services in the previous 12 months.*



BRIBERY AND PERSONAL CONNECTION RATES*

**Based on people who used these public services in the previous 12 months.*

	BRIBERY	PERSONAL CONNECTIONS
Overall rate	19%	32%
Public schools	11%	21%
Public clinics and health centres	19%	33%
Identity documents	8%	18%
Social security benefits	5%	11%
Police	15%	23%



HAS CORRUPTION LEVEL CHANGED IN THE PREVIOUS 12 MONTHS?

Increased	48%
Decreased	12%
Stayed the same	31%
Don't know	9%



CAN ORDINARY PEOPLE MAKE A DIFFERENCE IN THE FIGHT AGAINST CORRUPTION?

Yes	52%
No	31%
Neither yes nor no	15%
Don't know / refused to answer	2%



CORRUPTION BY INSTITUTION*

**Percentage who think that most or all people in these institutions are corrupt.*

President	27%
Prime minister	56%
Members of parliament	67%
National government officials	49%
Local government representatives (including mayors)	43%
Police	34%
Judges and magistrates	40%
Business executives	38%
Bankers	32%
NGOs	31%



CAN PEOPLE REPORT CORRUPTION WITHOUT FEAR OF RETALIATION?

Yes	30%
No	65%
Don't know	5%



IS THE GOVERNMENT DOING A GOOD OR BAD JOB OF FIGHTING CORRUPTION?

Good	29%
Bad	67%
Don't know	4%



CROATIA

- 14%** Paid a bribe for public services in the previous 12 months*
- 36%** Used personal connections for public services in the previous 12 months*
- 13%** Experienced sextortion or know someone who has
- 14%** Think the government takes people's views into account when making decisions
- 66%** Think the government is run by a few big interests

*Based on people who used these public services in the previous 12 months.



BRIBERY AND PERSONAL CONNECTION RATES*

*Based on people who used these public services in the previous 12 months.

	BRIBERY	PERSONAL CONNECTIONS
Overall rate	14%	36%
Public schools	7%	17%
Public clinics and health centres	15%	36%
Identity documents	3%	15%
Social security benefits	7%	22%
Police	7%	20%



HAS CORRUPTION LEVEL CHANGED IN THE PREVIOUS 12 MONTHS?

Increased	41%
Decreased	11%
Stayed the same	47%
Don't know	2%



CAN ORDINARY PEOPLE MAKE A DIFFERENCE IN THE FIGHT AGAINST CORRUPTION?

Yes	54%
No	35%
Neither yes nor no	10%
Don't know / refused to answer	1%



CORRUPTION BY INSTITUTION*

*Percentage who think that most or all people in these institutions are corrupt.

President	22%
Prime minister	38%
Members of parliament	48%
National government officials	39%
Local government representatives (including mayors)	53%
Police	20%
Judges and magistrates	40%
Business executives	45%
Bankers	32%
NGOs	25%



CAN PEOPLE REPORT CORRUPTION WITHOUT FEAR OF RETALIATION?

Yes	25%
No	72%
Don't know	4%



IS THE GOVERNMENT DOING A GOOD OR BAD JOB OF FIGHTING CORRUPTION?

Good	26%
Bad	72%
Don't know	2%



CYPRUS

- 4%** Paid a bribe for public services in the previous 12 months*
- 34%** Used personal connections for public services in the previous 12 months*
- 9%** Experienced sextortion or know someone who has
- 33%** Think the government takes people's views into account when making decisions
- 68%** Think the government is run by a few big interests

**Based on people who used these public services in the previous 12 months.*



BRIBERY AND PERSONAL CONNECTION RATES*

**Based on people who used these public services in the previous 12 months.*

	BRIBERY	PERSONAL CONNECTIONS
Overall rate	4%	34%
Public schools	0%	16%
Public clinics and health centres	3%	27%
Identity documents	3%	23%
Social security benefits	2%	24%
Police	2%	22%



HAS CORRUPTION LEVEL CHANGED IN THE PREVIOUS 12 MONTHS?

Increased	65%
Decreased	5%
Stayed the same	28%
Don't know	3%



CAN ORDINARY PEOPLE MAKE A DIFFERENCE IN THE FIGHT AGAINST CORRUPTION?

Yes	72%
No	15%
Neither yes nor no	12%
Don't know / refused to answer	2%



CORRUPTION BY INSTITUTION*

**Percentage who think that most or all people in these institutions are corrupt.*

President	48%
Prime minister	n/a
Members of parliament	51%
National government officials	47%
Local government representatives (including mayors)	37%
Police	32%
Judges and magistrates	27%
Business executives	38%
Bankers	39%
NGOs	23%



CAN PEOPLE REPORT CORRUPTION WITHOUT FEAR OF RETALIATION?

Yes	19%
No	76%
Don't know	5%



IS THE GOVERNMENT DOING A GOOD OR BAD JOB OF FIGHTING CORRUPTION?

Good	17%
Bad	80%
Don't know	3%



CZECH REPUBLIC

- 11%** Paid a bribe for public services in the previous 12 months*
- 57%** Used personal connections for public services in the previous 12 months*
- 10%** Experienced sextortion or know someone who has
- 20%** Think the government takes people's views into account when making decisions
- 67%** Think the government is run by a few big interests

*Based on people who used these public services in the previous 12 months.



BRIBERY AND PERSONAL CONNECTION RATES*

*Based on people who used these public services in the previous 12 months.

	BRIBERY	PERSONAL CONNECTIONS
Overall rate	11%	57%
Public schools	6%	40%
Public clinics and health centres	10%	54%
Identity documents	6%	41%
Social security benefits	0%	55%
Police	4%	46%



HAS CORRUPTION LEVEL CHANGED IN THE PREVIOUS 12 MONTHS?

Increased	29%
Decreased	13%
Stayed the same	50%
Don't know	8%



CAN ORDINARY PEOPLE MAKE A DIFFERENCE IN THE FIGHT AGAINST CORRUPTION?

Yes	58%
No	25%
Neither yes nor no	15%
Don't know / refused to answer	2%



CORRUPTION BY INSTITUTION*

*Percentage who think that most or all people in these institutions are corrupt.

President	34%
Prime minister	34%
Members of parliament	23%
National government officials	18%
Local government representatives (including mayors)	12%
Police	6%
Judges and magistrates	10%
Business executives	25%
Bankers	10%
NGOs	17%



CAN PEOPLE REPORT CORRUPTION WITHOUT FEAR OF RETALIATION?

Yes	37%
No	55%
Don't know	8%



IS THE GOVERNMENT DOING A GOOD OR BAD JOB OF FIGHTING CORRUPTION?

Good	26%
Bad	69%
Don't know	5%



DENMARK

- 1%** Paid a bribe for public services in the previous 12 months*
- 23%** Used personal connections for public services in the previous 12 months*
- 4%** Experienced sextortion or know someone who has
- 40%** Think the government takes people's views into account when making decisions
- 25%** Think the government is run by a few big interests

**Based on people who used these public services in the previous 12 months.*



BRIBERY AND PERSONAL CONNECTION RATES*

**Based on people who used these public services in the previous 12 months.*

	BRIBERY	PERSONAL CONNECTIONS
Overall rate	1%	23%
Public schools	2%	16%
Public clinics and health centres	1%	19%
Identity documents	2%	18%
Social security benefits	1%	22%
Police	2%	11%



HAS CORRUPTION LEVEL CHANGED IN THE PREVIOUS 12 MONTHS?

Increased	26%
Decreased	6%
Stayed the same	57%
Don't know	11%



CAN ORDINARY PEOPLE MAKE A DIFFERENCE IN THE FIGHT AGAINST CORRUPTION?

Yes	74%
No	11%
Neither yes nor no	10%
Don't know / refused to answer	5%



CORRUPTION BY INSTITUTION*

**Percentage who think that most or all people in these institutions are corrupt.*

President	n/a
Prime minister	6%
Members of parliament	7%
National government officials	6%
Local government representatives (including mayors)	7%
Police	3%
Judges and magistrates	3%
Business executives	11%
Bankers	14%
NGOs	6%



CAN PEOPLE REPORT CORRUPTION WITHOUT FEAR OF RETALIATION?

Yes	71%
No	18%
Don't know	11%



IS THE GOVERNMENT DOING A GOOD OR BAD JOB OF FIGHTING CORRUPTION?

Good	63%
Bad	22%
Don't know	15%



ESTONIA

- 2%** Paid a bribe for public services in the previous 12 months*
- 12%** Used personal connections for public services in the previous 12 months*
- 3%** Experienced sextortion or know someone who has
- 22%** Think the government takes people's views into account when making decisions
- 46%** Think the government is run by a few big interests

*Based on people who used these public services in the previous 12 months.



BRIBERY AND PERSONAL CONNECTION RATES*

*Based on people who used these public services in the previous 12 months.

	BRIBERY	PERSONAL CONNECTIONS
Overall rate	2%	12%
Public schools	1%	5%
Public clinics and health centres	2%	12%
Identity documents	1%	3%
Social security benefits	0%	5%
Police	1%	5%



HAS CORRUPTION LEVEL CHANGED IN THE PREVIOUS 12 MONTHS?

Increased	18%
Decreased	24%
Stayed the same	39%
Don't know	19%



CAN ORDINARY PEOPLE MAKE A DIFFERENCE IN THE FIGHT AGAINST CORRUPTION?

Yes	67%
No	19%
Neither yes nor no	11%
Don't know / refused to answer	3%



CORRUPTION BY INSTITUTION*

*Percentage who think that most or all people in these institutions are corrupt.

President	4%
Prime minister	8%
Members of parliament	17%
National government officials	13%
Local government representatives (including mayors)	14%
Police	3%
Judges and magistrates	4%
Business executives	24%
Bankers	17%
NGOs	12%



CAN PEOPLE REPORT CORRUPTION WITHOUT FEAR OF RETALIATION?

Yes	59%
No	24%
Don't know	17%



IS THE GOVERNMENT DOING A GOOD OR BAD JOB OF FIGHTING CORRUPTION?

Good	46%
Bad	37%
Don't know	17%



FINLAND

- 1%** Paid a bribe for public services in the previous 12 months*
- 25%** Used personal connections for public services in the previous 12 months*
- 2%** Experienced sextortion or know someone who has
- 62%** Think the government takes people's views into account when making decisions
- 28%** Think the government is run by a few big interests

**Based on people who used these public services in the previous 12 months.*



BRIBERY AND PERSONAL CONNECTION RATES*

**Based on people who used these public services in the previous 12 months.*

	BRIBERY	PERSONAL CONNECTIONS
Overall rate	1%	25%
Public schools	1%	16%
Public clinics and health centres	1%	21%
Identity documents	1%	13%
Social security benefits	0%	17%
Police	1%	16%



HAS CORRUPTION LEVEL CHANGED IN THE PREVIOUS 12 MONTHS?

Increased	16%
Decreased	8%
Stayed the same	69%
Don't know	8%



CAN ORDINARY PEOPLE MAKE A DIFFERENCE IN THE FIGHT AGAINST CORRUPTION?

Yes	50%
No	30%
Neither yes nor no	18%
Don't know / refused to answer	2%



CORRUPTION BY INSTITUTION*

**Percentage who think that most or all people in these institutions are corrupt.*

President	1%
Prime minister	5%
Members of parliament	13%
National government officials	5%
Local government representatives (including mayors)	8%
Police	2%
Judges and magistrates	3%
Business executives	20%
Bankers	10%
NGOs	6%



CAN PEOPLE REPORT CORRUPTION WITHOUT FEAR OF RETALIATION?

Yes	82%
No	12%
Don't know	6%



IS THE GOVERNMENT DOING A GOOD OR BAD JOB OF FIGHTING CORRUPTION?

Good	70%
Bad	23%
Don't know	7%



FRANCE

- 5%** Paid a bribe for public services in the previous 12 months*
- 48%** Used personal connections for public services in the previous 12 months*
- 9%** Experienced sextortion or know someone who has
- 21%** Think the government takes people's views into account when making decisions
- 54%** Think the government is run by a few big interests

*Based on people who used these public services in the previous 12 months.



BRIBERY AND PERSONAL CONNECTION RATES*

*Based on people who used these public services in the previous 12 months.

	BRIBERY	PERSONAL CONNECTIONS
Overall rate	5%	48%
Public schools	4%	33%
Public clinics and health centres	2%	37%
Identity documents	3%	39%
Social security benefits	3%	44%
Police	3%	35%



HAS CORRUPTION LEVEL CHANGED IN THE PREVIOUS 12 MONTHS?

Increased	29%
Decreased	12%
Stayed the same	51%
Don't know	8%



CAN ORDINARY PEOPLE MAKE A DIFFERENCE IN THE FIGHT AGAINST CORRUPTION?

Yes	51%
No	32%
Neither yes nor no	12%
Don't know / refused to answer	5%



CORRUPTION BY INSTITUTION*

*Percentage who think that most or all people in these institutions are corrupt.

President	25%
Prime minister	23%
Members of parliament	26%
National government officials	18%
Local government representatives (including mayors)	12%
Police	11%
Judges and magistrates	12%
Business executives	15%
Bankers	23%
NGOs	14%



CAN PEOPLE REPORT CORRUPTION WITHOUT FEAR OF RETALIATION?

Yes	41%
No	54%
Don't know	4%



IS THE GOVERNMENT DOING A GOOD OR BAD JOB OF FIGHTING CORRUPTION?

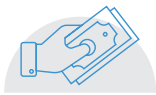
Good	38%
Bad	56%
Don't know	6%



GERMANY

- 3%** Paid a bribe for public services in the previous 12 months*
- 21%** Used personal connections for public services in the previous 12 months*
- 8%** Experienced sextortion or know someone who has
- 31%** Think the government takes people's views into account when making decisions
- 62%** Think the government is run by a few big interests

**Based on people who used these public services in the previous 12 months.*



BRIBERY AND PERSONAL CONNECTION RATES*

**Based on people who used these public services in the previous 12 months.*

	BRIBERY	PERSONAL CONNECTIONS
Overall rate	3%	21%
Public schools	2%	14%
Public clinics and health centres	2%	17%
Identity documents	1%	11%
Social security benefits	1%	12%
Police	2%	10%



HAS CORRUPTION LEVEL CHANGED IN THE PREVIOUS 12 MONTHS?

Increased	26%
Decreased	6%
Stayed the same	55%
Don't know	13%



CAN ORDINARY PEOPLE MAKE A DIFFERENCE IN THE FIGHT AGAINST CORRUPTION?

Yes	47%
No	26%
Neither yes nor no	15%
Don't know / refused to answer	12%



CORRUPTION BY INSTITUTION*

**Percentage who think that most or all people in these institutions are corrupt.*

President	5%
Prime minister	7%
Members of parliament	13%
National government officials	10%
Local government representatives (including mayors)	9%
Police	3%
Judges and magistrates	3%
Business executives	35%
Bankers	29%
NGOs	10%



CAN PEOPLE REPORT CORRUPTION WITHOUT FEAR OF RETALIATION?

Yes	71%
No	21%
Don't know	8%



IS THE GOVERNMENT DOING A GOOD OR BAD JOB OF FIGHTING CORRUPTION?

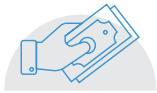
Good	49%
Bad	39%
Don't know	13%



GREECE

- 9%** Paid a bribe for public services in the previous 12 months*
- 32%** Used personal connections for public services in the previous 12 months*
- 11%** Experienced sextortion or know someone who has
- 39%** Think the government takes people's views into account when making decisions
- 57%** Think the government is run by a few big interests

*Based on people who used these public services in the previous 12 months.



BRIBERY AND PERSONAL CONNECTION RATES*

*Based on people who used these public services in the previous 12 months.

	BRIBERY	PERSONAL CONNECTIONS
Overall rate	9%	32%
Public schools	1%	15%
Public clinics and health centres	10%	30%
Identity documents	4%	20%
Social security benefits	3%	18%
Police	2%	21%



HAS CORRUPTION LEVEL CHANGED IN THE PREVIOUS 12 MONTHS?

Increased	29%
Decreased	33%
Stayed the same	33%
Don't know	5%



CAN ORDINARY PEOPLE MAKE A DIFFERENCE IN THE FIGHT AGAINST CORRUPTION?

Yes	73%
No	15%
Neither yes nor no	10%
Don't know / refused to answer	2%



CORRUPTION BY INSTITUTION*

*Percentage who think that most or all people in these institutions are corrupt.

President	16%
Prime minister	30%
Members of parliament	45%
National government officials	33%
Local government representatives (including mayors)	35%
Police	21%
Judges and magistrates	23%
Business executives	34%
Bankers	32%
NGOs	59%



CAN PEOPLE REPORT CORRUPTION WITHOUT FEAR OF RETALIATION?

Yes	38%
No	58%
Don't know	5%



IS THE GOVERNMENT DOING A GOOD OR BAD JOB OF FIGHTING CORRUPTION?

Good	43%
Bad	53%
Don't know	4%



HUNGARY

- 17%** Paid a bribe for public services in the previous 12 months*
- 43%** Used personal connections for public services in the previous 12 months*
- 3%** Experienced sextortion or know someone who has
- 38%** Think the government takes people's views into account when making decisions
- 54%** Think the government is run by a few big interests

**Based on people who used these public services in the previous 12 months.*



BRIBERY AND PERSONAL CONNECTION RATES*

**Based on people who used these public services in the previous 12 months.*

	BRIBERY	PERSONAL CONNECTIONS
Overall rate	17%	43%
Public schools	4%	29%
Public clinics and health centres	18%	41%
Identity documents	4%	30%
Social security benefits	6%	28%
Police	4%	28%



HAS CORRUPTION LEVEL CHANGED IN THE PREVIOUS 12 MONTHS?

Increased	40%
Decreased	15%
Stayed the same	30%
Don't know	15%



CAN ORDINARY PEOPLE MAKE A DIFFERENCE IN THE FIGHT AGAINST CORRUPTION?

Yes	53%
No	26%
Neither yes nor no	10%
Don't know / refused to answer	11%



CORRUPTION BY INSTITUTION*

**Percentage who think that most or all people in these institutions are corrupt.*

President	22%
Prime minister	32%
Members of parliament	39%
National government officials	28%
Local government representatives (including mayors)	20%
Police	13%
Judges and magistrates	17%
Business executives	26%
Bankers	24%
NGOs	16%



CAN PEOPLE REPORT CORRUPTION WITHOUT FEAR OF RETALIATION?

Yes	34%
No	48%
Don't know	18%



IS THE GOVERNMENT DOING A GOOD OR BAD JOB OF FIGHTING CORRUPTION?

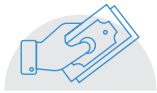
Good	34%
Bad	53%
Don't know	13%



IRELAND

- 5%** Paid a bribe for public services in the previous 12 months*
- 28%** Used personal connections for public services in the previous 12 months*
- 4%** Experienced sextortion or know someone who has
- 49%** Think the government takes people's views into account when making decisions
- 40%** Think the government is run by a few big interests

*Based on people who used these public services in the previous 12 months.



BRIBERY AND PERSONAL CONNECTION RATES*

*Based on people who used these public services in the previous 12 months.

	BRIBERY	PERSONAL CONNECTIONS
Overall rate	5%	28%
Public schools	6%	22%
Public clinics and health centres	1%	23%
Identity documents	2%	17%
Social security benefits	2%	21%
Police	1%	14%



HAS CORRUPTION LEVEL CHANGED IN THE PREVIOUS 12 MONTHS?

Increased	23%
Decreased	20%
Stayed the same	51%
Don't know	5%



CAN ORDINARY PEOPLE MAKE A DIFFERENCE IN THE FIGHT AGAINST CORRUPTION?

Yes	80%
No	12%
Neither yes nor no	7%
Don't know / refused to answer	1%



CORRUPTION BY INSTITUTION*

*Percentage who think that most or all people in these institutions are corrupt.

President	5%
Prime minister	12%
Members of parliament	16%
National government officials	11%
Local government representatives (including mayors)	12%
Police	7%
Judges and magistrates	5%
Business executives	15%
Bankers	25%
NGOs	8%



CAN PEOPLE REPORT CORRUPTION WITHOUT FEAR OF RETALIATION?

Yes	61%
No	33%
Don't know	6%



IS THE GOVERNMENT DOING A GOOD OR BAD JOB OF FIGHTING CORRUPTION?

Good	56%
Bad	39%
Don't know	5%



ITALY

- 3%** Paid a bribe for public services in the previous 12 months*
- 30%** Used personal connections for public services in the previous 12 months*
- 6%** Experienced sextortion or know someone who has
- 19%** Think the government takes people's views into account when making decisions
- 51%** Think the government is run by a few big interests

**Based on people who used these public services in the previous 12 months.*



BRIBERY AND PERSONAL CONNECTION RATES*

**Based on people who used these public services in the previous 12 months.*

	BRIBERY	PERSONAL CONNECTIONS
Overall rate	3%	30%
Public schools	2%	23%
Public clinics and health centres	3%	29%
Identity documents	3%	21%
Social security benefits	2%	22%
Police	2%	24%



HAS CORRUPTION LEVEL CHANGED IN THE PREVIOUS 12 MONTHS?

Increased	34%
Decreased	12%
Stayed the same	47%
Don't know	7%



CAN ORDINARY PEOPLE MAKE A DIFFERENCE IN THE FIGHT AGAINST CORRUPTION?

Yes	85%
No	8%
Neither yes nor no	5%
Don't know / refused to answer	1%



CORRUPTION BY INSTITUTION*

**Percentage who think that most or all people in these institutions are corrupt.*

President	9%
Prime minister	15%
Members of parliament	32%
National government officials	27%
Local government representatives (including mayors)	22%
Police	9%
Judges and magistrates	18%
Business executives	25%
Bankers	19%
NGOs	19%



CAN PEOPLE REPORT CORRUPTION WITHOUT FEAR OF RETALIATION?

Yes	34%
No	58%
Don't know	7%



IS THE GOVERNMENT DOING A GOOD OR BAD JOB OF FIGHTING CORRUPTION?

Good	39%
Bad	51%
Don't know	10%



LATVIA

- 9%** Paid a bribe for public services in the previous 12 months*
- 33%** Used personal connections for public services in the previous 12 months*
- 5%** Experienced sextortion or know someone who has
- 13%** Think the government takes people's views into account when making decisions
- 63%** Think the government is run by a few big interests

*Based on people who used these public services in the previous 12 months.



BRIBERY AND PERSONAL CONNECTION RATES*

*Based on people who used these public services in the previous 12 months.

	BRIBERY	PERSONAL CONNECTIONS
Overall rate	9%	33%
Public schools	4%	24%
Public clinics and health centres	10%	30%
Identity documents	2%	19%
Social security benefits	0%	22%
Police	3%	28%



HAS CORRUPTION LEVEL CHANGED IN THE PREVIOUS 12 MONTHS?

Increased	20%
Decreased	20%
Stayed the same	55%
Don't know	5%



CAN ORDINARY PEOPLE MAKE A DIFFERENCE IN THE FIGHT AGAINST CORRUPTION?

Yes	60%
No	24%
Neither yes nor no	15%
Don't know / refused to answer	1%



CORRUPTION BY INSTITUTION*

*Percentage who think that most or all people in these institutions are corrupt.

President	14%
Prime minister	20%
Members of parliament	38%
National government officials	30%
Local government representatives (including mayors)	30%
Police	13%
Judges and magistrates	12%
Business executives	26%
Bankers	27%
NGOs	15%



CAN PEOPLE REPORT CORRUPTION WITHOUT FEAR OF RETALIATION?

Yes	46%
No	49%
Don't know	5%



IS THE GOVERNMENT DOING A GOOD OR BAD JOB OF FIGHTING CORRUPTION?

Good	30%
Bad	66%
Don't know	4%



LITHUANIA

- 17%** Paid a bribe for public services in the previous 12 months*
- 27%** Used personal connections for public services in the previous 12 months*
- 8%** Experienced sextortion or know someone who has
- 23%** Think the government takes people's views into account when making decisions
- 61%** Think the government is run by a few big interests

**Based on people who used these public services in the previous 12 months.*



BRIBERY AND PERSONAL CONNECTION RATES*

**Based on people who used these public services in the previous 12 months.*

	BRIBERY	PERSONAL CONNECTIONS
Overall rate	17%	27%
Public schools	3%	21%
Public clinics and health centres	19%	25%
Identity documents	6%	15%
Social security benefits	2%	15%
Police	4%	16%



HAS CORRUPTION LEVEL CHANGED IN THE PREVIOUS 12 MONTHS?

Increased	22%
Decreased	32%
Stayed the same	40%
Don't know	6%



CAN ORDINARY PEOPLE MAKE A DIFFERENCE IN THE FIGHT AGAINST CORRUPTION?

Yes	58%
No	22%
Neither yes nor no	16%
Don't know / refused to answer	4%



CORRUPTION BY INSTITUTION*

**Percentage who think that most or all people in these institutions are corrupt.*

President	7%
Prime minister	19%
Members of parliament	33%
National government officials	17%
Local government representatives (including mayors)	21%
Police	9%
Judges and magistrates	21%
Business executives	27%
Bankers	16%
NGOs	12%



CAN PEOPLE REPORT CORRUPTION WITHOUT FEAR OF RETALIATION?

Yes	45%
No	44%
Don't know	11%



IS THE GOVERNMENT DOING A GOOD OR BAD JOB OF FIGHTING CORRUPTION?

Good	42%
Bad	48%
Don't know	10%



LUXEMBOURG

- 2%** Paid a bribe for public services in the previous 12 months*
- 39%** Used personal connections for public services in the previous 12 months*
- 8%** Experienced sextortion or know someone who has
- 44%** Think the government takes people's views into account when making decisions
- 43%** Think the government is run by a few big interests

*Based on people who used these public services in the previous 12 months.



BRIBERY AND PERSONAL CONNECTION RATES*

*Based on people who used these public services in the previous 12 months.

	BRIBERY	PERSONAL CONNECTIONS
Overall rate	2%	39%
Public schools	0%	29%
Public clinics and health centres	1%	28%
Identity documents	2%	27%
Social security benefits	1%	20%
Police	0%	20%



HAS CORRUPTION LEVEL CHANGED IN THE PREVIOUS 12 MONTHS?

Increased	19%
Decreased	10%
Stayed the same	54%
Don't know	17%



CAN ORDINARY PEOPLE MAKE A DIFFERENCE IN THE FIGHT AGAINST CORRUPTION?

Yes	57%
No	28%
Neither yes nor no	11%
Don't know / refused to answer	3%



CORRUPTION BY INSTITUTION*

*Percentage who think that most or all people in these institutions are corrupt.

President	n/a
Prime minister	7%
Members of parliament	8%
National government officials	7%
Local government representatives (including mayors)	12%
Police	6%
Judges and magistrates	4%
Business executives	23%
Bankers	22%
NGOs	9%



CAN PEOPLE REPORT CORRUPTION WITHOUT FEAR OF RETALIATION?

Yes	60%
No	34%
Don't know	6%



IS THE GOVERNMENT DOING A GOOD OR BAD JOB OF FIGHTING CORRUPTION?

Good	62%
Bad	28%
Don't know	11%



MALTA

- 4%** Paid a bribe for public services in the previous 12 months*
- 33%** Used personal connections for public services in the previous 12 months*
- 6%** Experienced sextortion or know someone who has
- 48%** Think the government takes people's views into account when making decisions
- 49%** Think the government is run by a few big interests

**Based on people who used these public services in the previous 12 months.*



BRIBERY AND PERSONAL CONNECTION RATES*

**Based on people who used these public services in the previous 12 months.*

	BRIBERY	PERSONAL CONNECTIONS
Overall rate	4%	33%
Public schools	2%	32%
Public clinics and health centres	4%	31%
Identity documents	5%	28%
Social security benefits	4%	33%
Police	0%	32%



HAS CORRUPTION LEVEL CHANGED IN THE PREVIOUS 12 MONTHS?

Increased	28%
Decreased	24%
Stayed the same	39%
Don't know	9%



CAN ORDINARY PEOPLE MAKE A DIFFERENCE IN THE FIGHT AGAINST CORRUPTION?

Yes	77%
No	14%
Neither yes nor no	6%
Don't know / refused to answer	2%



CORRUPTION BY INSTITUTION*

**Percentage who think that most or all people in these institutions are corrupt.*

President	2%
Prime minister	17%
Members of parliament	20%
National government officials	14%
Local government representatives (including mayors)	7%
Police	6%
Judges and magistrates	8%
Business executives	24%
Bankers	4%
NGOs	7%



CAN PEOPLE REPORT CORRUPTION WITHOUT FEAR OF RETALIATION?

Yes	35%
No	56%
Don't know	9%



IS THE GOVERNMENT DOING A GOOD OR BAD JOB OF FIGHTING CORRUPTION?

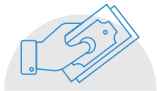
Good	56%
Bad	39%
Don't know	5%



NETHERLANDS

- 2%** Paid a bribe for public services in the previous 12 months*
- 23%** Used personal connections for public services in the previous 12 months*
- 4%** Experienced sextortion or know someone who has
- 46%** Think the government takes people's views into account when making decisions
- 42%** Think the government is run by a few big interests

*Based on people who used these public services in the previous 12 months.



BRIBERY AND PERSONAL CONNECTION RATES*

*Based on people who used these public services in the previous 12 months.

	BRIBERY	PERSONAL CONNECTIONS
Overall rate	2%	23%
Public schools	2%	23%
Public clinics and health centres	1%	18%
Identity documents	1%	15%
Social security benefits	1%	20%
Police	1%	17%



HAS CORRUPTION LEVEL CHANGED IN THE PREVIOUS 12 MONTHS?

Increased	36%
Decreased	9%
Stayed the same	47%
Don't know	8%



CAN ORDINARY PEOPLE MAKE A DIFFERENCE IN THE FIGHT AGAINST CORRUPTION?

Yes	74%
No	17%
Neither yes nor no	7%
Don't know / refused to answer	1%



CORRUPTION BY INSTITUTION*

*Percentage who think that most or all people in these institutions are corrupt.

President	n/a
Prime minister	7%
Members of parliament	6%
National government officials	7%
Local government representatives (including mayors)	6%
Police	5%
Judges and magistrates	5%
Business executives	23%
Bankers	21%
NGOs	9%



CAN PEOPLE REPORT CORRUPTION WITHOUT FEAR OF RETALIATION?

Yes	59%
No	34%
Don't know	6%



IS THE GOVERNMENT DOING A GOOD OR BAD JOB OF FIGHTING CORRUPTION?

Good	63%
Bad	31%
Don't know	7%



POLAND

- 10%** Paid a bribe for public services in the previous 12 months*
- 37%** Used personal connections for public services in the previous 12 months*
- 10%** Experienced sextortion or know someone who has
- 17%** Think the government takes people's views into account when making decisions
- 61%** Think the government is run by a few big interests

**Based on people who used these public services in the previous 12 months.*



BRIBERY AND PERSONAL CONNECTION RATES*

**Based on people who used these public services in the previous 12 months.*

	BRIBERY	PERSONAL CONNECTIONS
Overall rate	10%	37%
Public schools	5%	21%
Public clinics and health centres	10%	37%
Identity documents	3%	16%
Social security benefits	1%	9%
Police	5%	21%



HAS CORRUPTION LEVEL CHANGED IN THE PREVIOUS 12 MONTHS?

Increased	37%
Decreased	20%
Stayed the same	34%
Don't know	9%



CAN ORDINARY PEOPLE MAKE A DIFFERENCE IN THE FIGHT AGAINST CORRUPTION?

Yes	23%
No	57%
Neither yes nor no	17%
Don't know / refused to answer	3%



CORRUPTION BY INSTITUTION*

**Percentage who think that most or all people in these institutions are corrupt.*

President	25%
Prime minister	32%
Members of parliament	31%
National government officials	34%
Local government representatives (including mayors)	21%
Police	10%
Judges and magistrates	20%
Business executives	20%
Bankers	15%
NGOs	12%



CAN PEOPLE REPORT CORRUPTION WITHOUT FEAR OF RETALIATION?

Yes	40%
No	48%
Don't know	12%



IS THE GOVERNMENT DOING A GOOD OR BAD JOB OF FIGHTING CORRUPTION?

Good	35%
Bad	60%
Don't know	5%



PORTUGAL

- 3%** Paid a bribe for public services in the previous 12 months*
- 48%** Used personal connections for public services in the previous 12 months*
- 6%** Experienced sextortion or know someone who has
- 28%** Think the government takes people's views into account when making decisions
- 63%** Think the government is run by a few big interests

**Based on people who used these public services in the previous 12 months.*



BRIBERY AND PERSONAL CONNECTION RATES*

**Based on people who used these public services in the previous 12 months.*

	BRIBERY	PERSONAL CONNECTIONS
Overall rate	3%	48%
Public schools	2%	46%
Public clinics and health centres	2%	43%
Identity documents	2%	42%
Social security benefits	3%	49%
Police	3%	39%



HAS CORRUPTION LEVEL CHANGED IN THE PREVIOUS 12 MONTHS?

Increased	41%
Decreased	13%
Stayed the same	41%
Don't know	4%



CAN ORDINARY PEOPLE MAKE A DIFFERENCE IN THE FIGHT AGAINST CORRUPTION?

Yes	85%
No	9%
Neither yes nor no	6%
Don't know / refused to answer	0%



CORRUPTION BY INSTITUTION*

**Percentage who think that most or all people in these institutions are corrupt.*

President	5%
Prime minister	15%
Members of parliament	27%
National government officials	16%
Local government representatives (including mayors)	19%
Police	5%
Judges and magistrates	11%
Business executives	27%
Bankers	33%
NGOs	13%



CAN PEOPLE REPORT CORRUPTION WITHOUT FEAR OF RETALIATION?

Yes	40%
No	58%
Don't know	2%



IS THE GOVERNMENT DOING A GOOD OR BAD JOB OF FIGHTING CORRUPTION?

Good	36%
Bad	60%
Don't know	4%



ROMANIA

- 20%** Paid a bribe for public services in the previous 12 months*
- 36%** Used personal connections for public services in the previous 12 months*
- 13%** Experienced sextortion or know someone who has
- 25%** Think the government takes people's views into account when making decisions
- 55%** Think the government is run by a few big interests

**Based on people who used these public services in the previous 12 months.*



BRIBERY AND PERSONAL CONNECTION RATES*

**Based on people who used these public services in the previous 12 months.*

	BRIBERY	PERSONAL CONNECTIONS
Overall rate	20%	36%
Public schools	11%	25%
Public clinics and health centres	22%	36%
Identity documents	9%	26%
Social security benefits	7%	21%
Police	7%	24%



HAS CORRUPTION LEVEL CHANGED IN THE PREVIOUS 12 MONTHS?

Increased	45%
Decreased	17%
Stayed the same	32%
Don't know	6%



CAN ORDINARY PEOPLE MAKE A DIFFERENCE IN THE FIGHT AGAINST CORRUPTION?

Yes	78%
No	11%
Neither yes nor no	7%
Don't know / refused to answer	3%



CORRUPTION BY INSTITUTION*

**Percentage who think that most or all people in these institutions are corrupt.*

President	33%
Prime minister	37%
Members of parliament	51%
National government officials	40%
Local government representatives (including mayors)	33%
Police	24%
Judges and magistrates	22%
Business executives	25%
Bankers	28%
NGOs	22%



CAN PEOPLE REPORT CORRUPTION WITHOUT FEAR OF RETALIATION?

Yes	40%
No	49%
Don't know	11%



IS THE GOVERNMENT DOING A GOOD OR BAD JOB OF FIGHTING CORRUPTION?

Good	27%
Bad	66%
Don't know	7%



SLOVAKIA

- 11%** Paid a bribe for public services in the previous 12 months*
- 26%** Used personal connections for public services in the previous 12 months*
- 8%** Experienced sextortion or know someone who has
- 27%** Think the government takes people's views into account when making decisions
- 56%** Think the government is run by a few big interests

*Based on people who used these public services in the previous 12 months.



BRIBERY AND PERSONAL CONNECTION RATES*

*Based on people who used these public services in the previous 12 months.

	BRIBERY	PERSONAL CONNECTIONS
Overall rate	11%	26%
Public schools	5%	14%
Public clinics and health centres	10%	23%
Identity documents	4%	15%
Social security benefits	2%	12%
Police	5%	16%



HAS CORRUPTION LEVEL CHANGED IN THE PREVIOUS 12 MONTHS?

Increased	19%
Decreased	39%
Stayed the same	33%
Don't know	9%



CAN ORDINARY PEOPLE MAKE A DIFFERENCE IN THE FIGHT AGAINST CORRUPTION?

Yes	77%
No	14%
Neither yes nor no	7%
Don't know / refused to answer	3%



CORRUPTION BY INSTITUTION*

*Percentage who think that most or all people in these institutions are corrupt.

President	11%
Prime minister	30%
Members of parliament	41%
National government officials	31%
Local government representatives (including mayors)	23%
Police	21%
Judges and magistrates	34%
Business executives	23%
Bankers	17%
NGOs	21%



CAN PEOPLE REPORT CORRUPTION WITHOUT FEAR OF RETALIATION?

Yes	37%
No	50%
Don't know	13%



IS THE GOVERNMENT DOING A GOOD OR BAD JOB OF FIGHTING CORRUPTION?

Good	61%
Bad	32%
Don't know	7%



SLOVENIA

- 4%** Paid a bribe for public services in the previous 12 months*
- 18%** Used personal connections for public services in the previous 12 months*
- 7%** Experienced sextortion or know someone who has
- 17%** Think the government takes people's views into account when making decisions
- 70%** Think the government is run by a few big interests

**Based on people who used these public services in the previous 12 months.*



BRIBERY AND PERSONAL CONNECTION RATES*

**Based on people who used these public services in the previous 12 months.*

	BRIBERY	PERSONAL CONNECTIONS
Overall rate	4%	18%
Public schools	1%	7%
Public clinics and health centres	5%	18%
Identity documents	1%	9%
Social security benefits	1%	3%
Police	3%	5%



HAS CORRUPTION LEVEL CHANGED IN THE PREVIOUS 12 MONTHS?

Increased	51%
Decreased	10%
Stayed the same	34%
Don't know	5%



CAN ORDINARY PEOPLE MAKE A DIFFERENCE IN THE FIGHT AGAINST CORRUPTION?

Yes	66%
No	20%
Neither yes nor no	11%
Don't know / refused to answer	2%



CORRUPTION BY INSTITUTION*

**Percentage who think that most or all people in these institutions are corrupt.*

President	14%
Prime minister	39%
Members of parliament	24%
National government officials	28%
Local government representatives (including mayors)	17%
Police	6%
Judges and magistrates	13%
Business executives	22%
Bankers	24%
NGOs	13%



CAN PEOPLE REPORT CORRUPTION WITHOUT FEAR OF RETALIATION?

Yes	30%
No	66%
Don't know	4%



IS THE GOVERNMENT DOING A GOOD OR BAD JOB OF FIGHTING CORRUPTION?

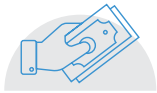
Good	31%
Bad	66%
Don't know	3%



SPAIN

- 2%** Paid a bribe for public services in the previous 12 months*
- 40%** Used personal connections for public services in the previous 12 months*
- 8%** Experienced sextortion or know someone who has
- 16%** Think the government takes people's views into account when making decisions
- 64%** Think the government is run by a few big interests

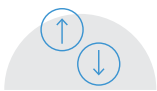
*Based on people who used these public services in the previous 12 months.



BRIBERY AND PERSONAL CONNECTION RATES*

*Based on people who used these public services in the previous 12 months.

	BRIBERY	PERSONAL CONNECTIONS
Overall rate	2%	40%
Public schools	1%	24%
Public clinics and health centres	1%	35%
Identity documents	1%	26%
Social security benefits	1%	27%
Police	2%	29%



HAS CORRUPTION LEVEL CHANGED IN THE PREVIOUS 12 MONTHS?

Increased	34%
Decreased	23%
Stayed the same	40%
Don't know	3%



CAN ORDINARY PEOPLE MAKE A DIFFERENCE IN THE FIGHT AGAINST CORRUPTION?

Yes	67%
No	22%
Neither yes nor no	9%
Don't know / refused to answer	1%



CORRUPTION BY INSTITUTION*

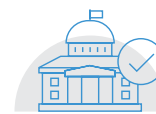
*Percentage who think that most or all people in these institutions are corrupt.

President	n/a
Prime minister	34%
Members of parliament	31%
National government officials	20%
Local government representatives (including mayors)	21%
Police	7%
Judges and magistrates	12%
Business executives	27%
Bankers	42%
NGOs	17%



CAN PEOPLE REPORT CORRUPTION WITHOUT FEAR OF RETALIATION?

Yes	46%
No	50%
Don't know	4%



IS THE GOVERNMENT DOING A GOOD OR BAD JOB OF FIGHTING CORRUPTION?

Good	33%
Bad	62%
Don't know	5%



SWEDEN

- 1%** Paid a bribe for public services in the previous 12 months*
- 19%** Used personal connections for public services in the previous 12 months*
- 4%** Experienced sextortion or know someone who has
- 44%** Think the government takes people's views into account when making decisions
- 20%** Think the government is run by a few big interests

**Based on people who used these public services in the previous 12 months.*



BRIBERY AND PERSONAL CONNECTION RATES*

**Based on people who used these public services in the previous 12 months.*

	BRIBERY	PERSONAL CONNECTIONS
Overall rate	1%	19%
Public schools	0%	19%
Public clinics and health centres	1%	16%
Identity documents	2%	12%
Social security benefits	0%	10%
Police	0%	7%



HAS CORRUPTION LEVEL CHANGED IN THE PREVIOUS 12 MONTHS?

Increased	31%
Decreased	7%
Stayed the same	47%
Don't know	15%



CAN ORDINARY PEOPLE MAKE A DIFFERENCE IN THE FIGHT AGAINST CORRUPTION?

Yes	73%
No	10%
Neither yes nor no	12%
Don't know / refused to answer	4%



CORRUPTION BY INSTITUTION*

**Percentage who think that most or all people in these institutions are corrupt.*

President	n/a
Prime minister	6%
Members of parliament	6%
National government officials	6%
Local government representatives (including mayors)	7%
Police	2%
Judges and magistrates	3%
Business executives	15%
Bankers	14%
NGOs	8%



CAN PEOPLE REPORT CORRUPTION WITHOUT FEAR OF RETALIATION?

Yes	64%
No	26%
Don't know	10%



IS THE GOVERNMENT DOING A GOOD OR BAD JOB OF FIGHTING CORRUPTION?

Good	52%
Bad	28%
Don't know	20%