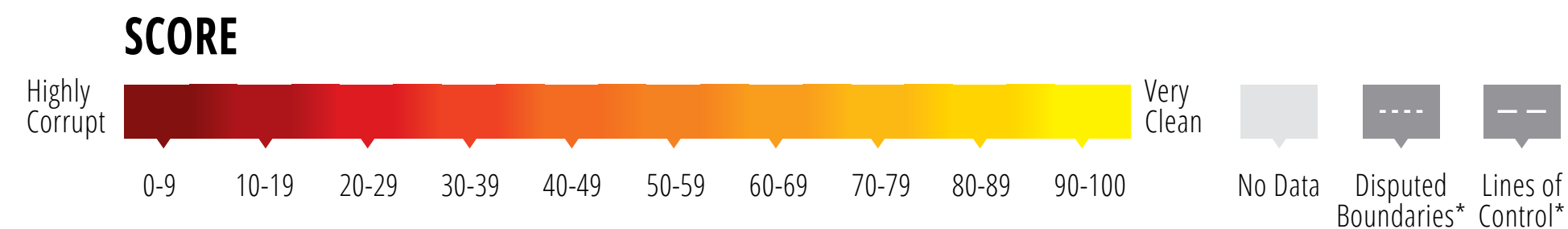
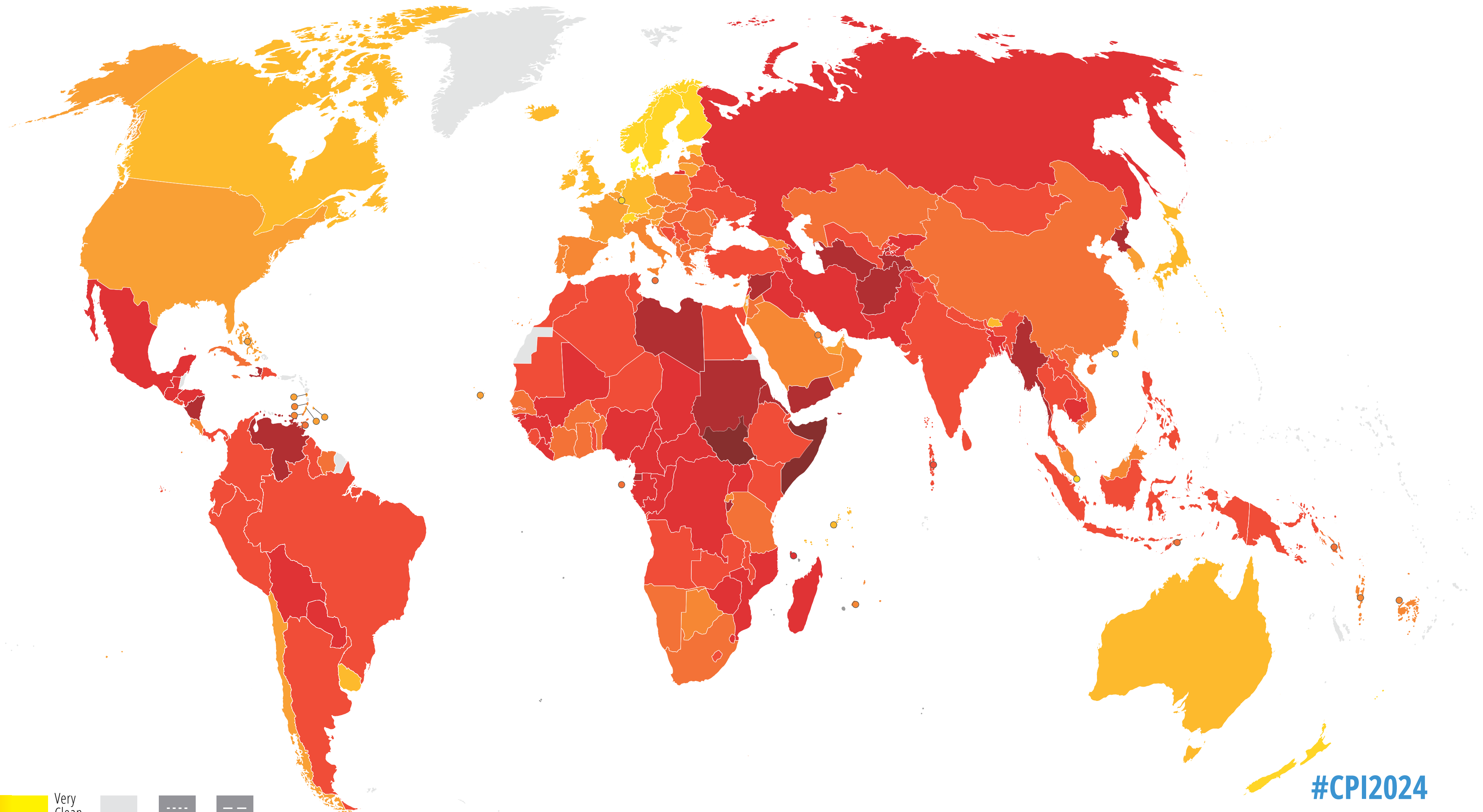


CORRUPTION PERCEPTIONS INDEX 2024

The perceived levels of public sector
corruption in 180 countries/territories
around the world.




*The designations employed and the presentation of material on this map follow the UN practice to the best of our knowledge as of January 2025. They do not imply the expression of any opinion on the part of Transparency International concerning the legal status of any country, territory, city or area or of its authorities or concerning the delimitation of its frontiers or boundaries.



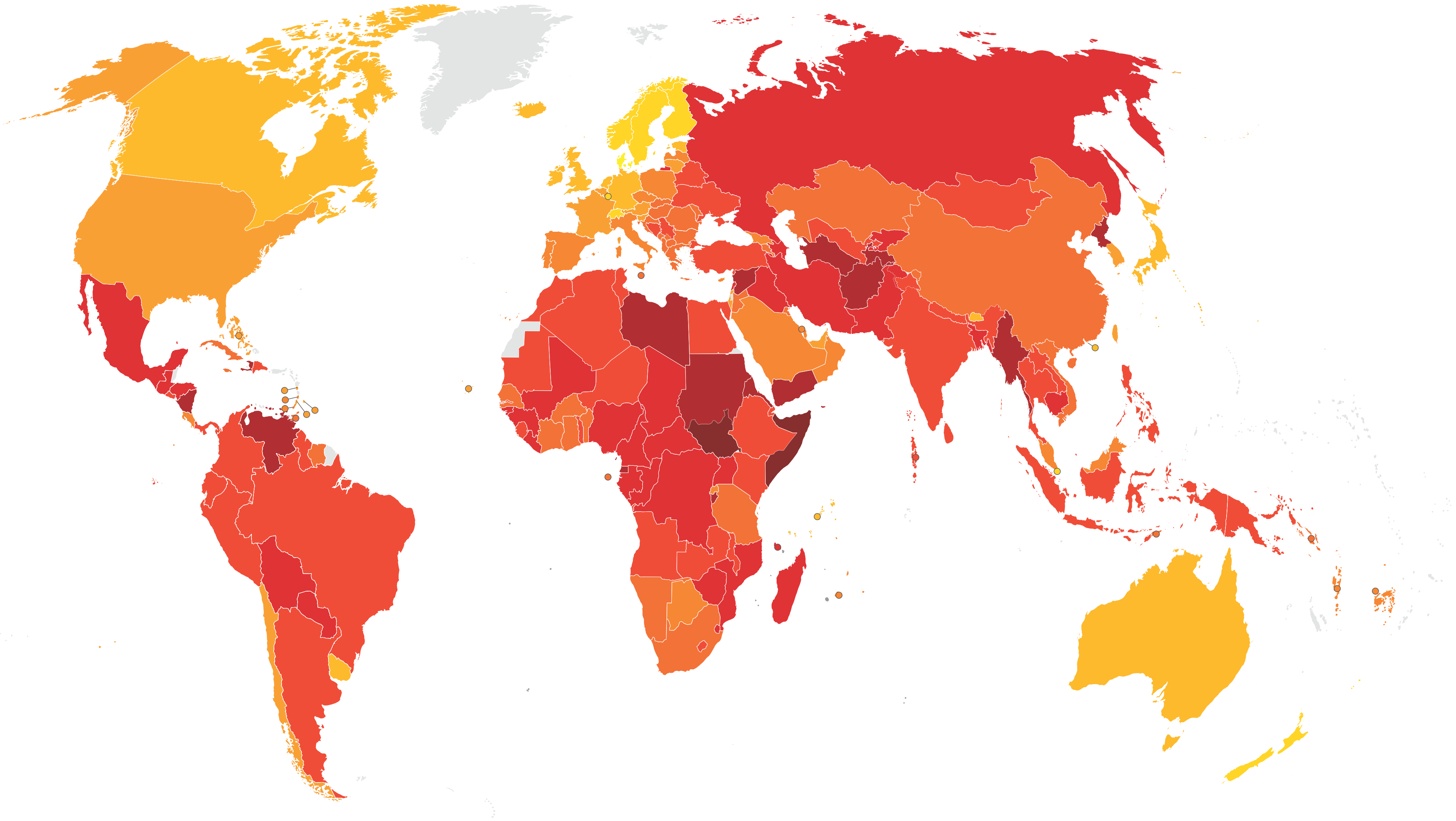
#CPI2024

www.transparency.org/cpi

This work from Transparency International (2025) is licensed under CC BY-ND 4.0 

CORRUPTION
PERCEPTIONS
INDEX 2024

The perceived levels of public sector corruption in 180 countries/territories around the world.



SCORE COUNTRY/TERRITORY

90	Denmark
88	Finland
84	Singapore
83	New Zealand
81	Luxembourg
81	Norway
81	Switzerland
80	Sweden
78	Netherlands
77	Australia
77	Iceland
77	Ireland
76	Estonia
76	Uruguay
75	Canada
75	Germany
74	Hong Kong
72	Bhutan
72	Seychelles
71	Japan
71	United Kingdom
69	Belgium
68	Barbados
68	United Arab Emirates
67	Austria
67	France

67	Taiwan
65	Bahamas
65	United States
64	Israel
64	Korea, South
63	Chile
63	Lithuania
63	Saint Vincent and the Grenadines
62	Cabo Verde
60	Dominica
60	Slovenia
59	Latvia
59	Qatar
59	Saint Lucia
59	Saudi Arabia
58	Costa Rica
57	Botswana
57	Portugal
57	Rwanda
56	Cyprus
56	Czechia
56	Grenada
56	Spain
55	Fiji
55	Oman
54	Italy
53	Bahrain

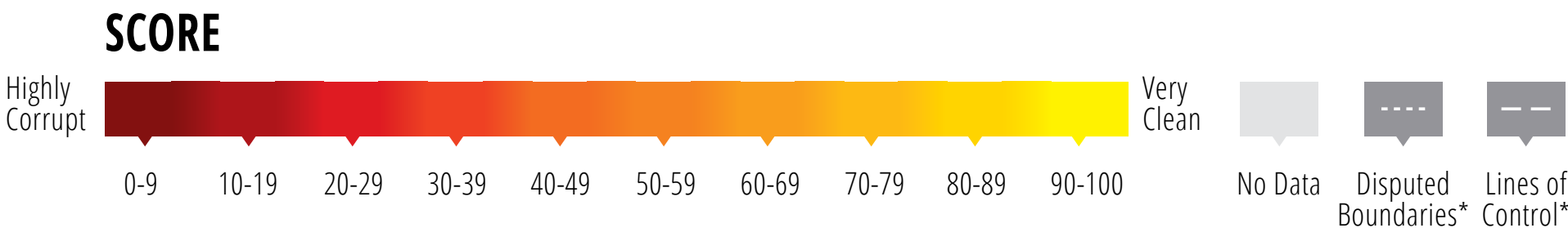
53	Georgia
53	Poland
51	Mauritius
50	Malaysia
50	Vanuatu
49	Greece
49	Jordan
49	Namibia
49	Slovakia
47	Armenia
47	Croatia
46	Kuwait
46	Malta
46	Montenegro
46	Romania
45	Benin
45	Côte d'Ivoire
45	Sao Tome and Principe
45	Senegal
44	Jamaica
44	Kosovo
44	Timor-Leste
43	Bulgaria
43	China
43	Moldova
43	Solomon Islands
42	Albania

42	Ghana
41	Burkina Faso
41	Cuba
41	Hungary
41	South Africa
41	Tanzania
41	Trinidad and Tobago
40	Kazakhstan
40	North Macedonia
40	Suriname
40	Vietnam
39	Colombia
39	Guyana
39	Tunisia
39	Zambia
38	Gambia
38	India
38	Maldives
37	Argentina
37	Ethiopia
37	Indonesia
37	Lesotho
37	Morocco
36	Dominican Republic
35	Serbia
35	Ukraine

34	Algeria
34	Brazil
34	Malawi
34	Nepal
34	Niger
34	Thailand
34	Turkey
33	Belarus
33	Bosnia and Herzegovina
33	Laos
33	Mongolia
33	Panama
33	Philippines
33	Sierra Leone
32	Angola
32	Ecuador
32	Kenya
32	Sri Lanka
32	Togo
32	Uzbekistan
31	Djibouti
31	Papua New Guinea
31	Peru
30	Egypt
30	El Salvador
30	Mauritania

28	Bolivia
28	Guinea
27	Eswatini
27	Gabon
27	Liberia
27	Mali
27	Pakistan
26	Cameroon
26	Iraq
26	Madagascar
26	Mexico
26	Nigeria
26	Uganda
25	Guatemala
25	Kyrgyzstan
25	Mozambique
24	Central African Republic
24	Paraguay
23	Bangladesh
23	Congo
23	Iran
22	Azerbaijan
22	Honduras
22	Lebanon
22	Russia
21	Cambodia
21	Chad

21	Comoros
21	Guinea-Bissau
21	Zimbabwe
20	Democratic Republic of the Congo
19	Tajikistan
17	Afghanistan
17	Burundi
17	Turkmenistan
16	Haiti
16	Myanmar
15	Korea, North
15	Sudan
14	Nicaragua
13	Equatorial Guinea
13	Eritrea
13	Libya
13	Yemen
12	Syria
10	Venezuela
9	Somalia
8	South Sudan



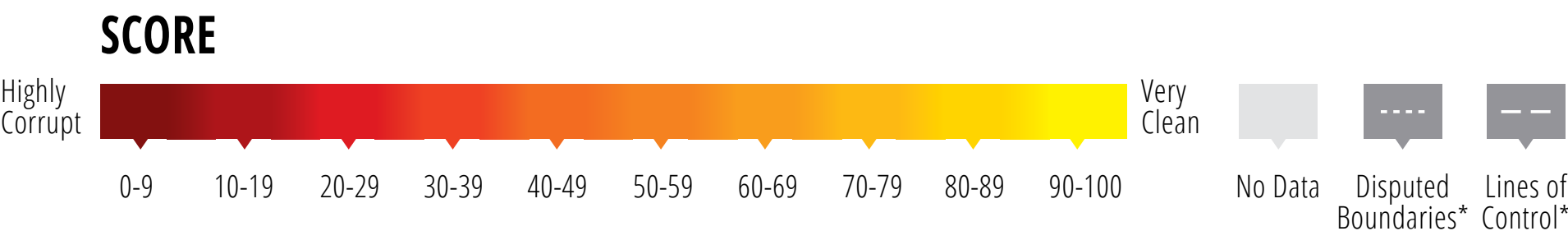
*The designations employed and the presentation of material on this map follow the UN practice to the best of our knowledge as of January 2025. They do not imply the expression of any opinion on the part of Transparency International concerning the legal status of any country, territory, city or area or of its authorities or concerning the delimitation of its frontiers or boundaries.

CORRUPTION PERCEPTIONS INDEX 2024

AMERICAS

42/100

AVERAGE SCORE



*The designations employed and the presentation of material on this map follow the UN practice to the best of our knowledge as of January 2025. They do not imply the expression of any opinion on the part of Transparency International concerning the legal status of any country, territory, city or area or of its authorities or concerning the delimitation of its frontiers or boundaries.

SCORE COUNTRY/TERRITORY	
76	Uruguay
75	Canada
68	Barbados
65	Bahamas
65	United States
63	Chile
63	Saint Vincent and the Grenadines
60	Dominica
59	Saint Lucia
58	Costa Rica
56	Grenada
44	Jamaica
41	Cuba
41	Trinidad and Tobago
40	Suriname
39	Colombia
39	Guyana
37	Argentina
36	Dominican Republic
34	Brazil
33	Panama
32	Ecuador
31	Peru
30	El Salvador
28	Bolivia
26	Mexico
25	Guatemala
24	Paraguay
22	Honduras
16	Haiti
14	Nicaragua
10	Venezuela

#CPI2024

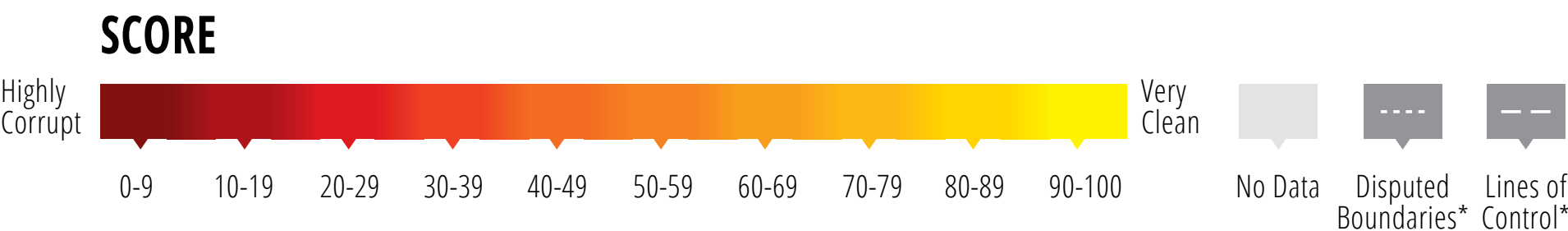
www.transparency.org/cpi

CORRUPTION PERCEPTIONS INDEX 2024

ASIA PACIFIC

44/100

AVERAGE SCORE



*The designations employed and the presentation of material on this map follow the UN practice to the best of our knowledge as of January 2025. They do not imply the expression of any opinion on the part of Transparency International concerning the legal status of any country, territory, city or area or of its authorities or concerning the delimitation of its frontiers or boundaries.



SCORE COUNTRY/TERRITORY	
84	Singapore
83	New Zealand
77	Australia
74	Hong Kong
72	Bhutan
71	Japan
67	Taiwan
64	Korea, South
55	Fiji
50	Malaysia
50	Vanuatu
44	Timor-Leste
43	China
43	Solomon Islands
40	Vietnam
38	India
38	Maldives
37	Indonesia
34	Nepal
34	Thailand
33	Laos
33	Mongolia
33	Philippines
32	Sri Lanka
31	Papua New Guinea
27	Pakistan
23	Bangladesh
21	Cambodia
17	Afghanistan
16	Myanmar
15	Korea, North

#CPI2024

www.transparency.org/cpi

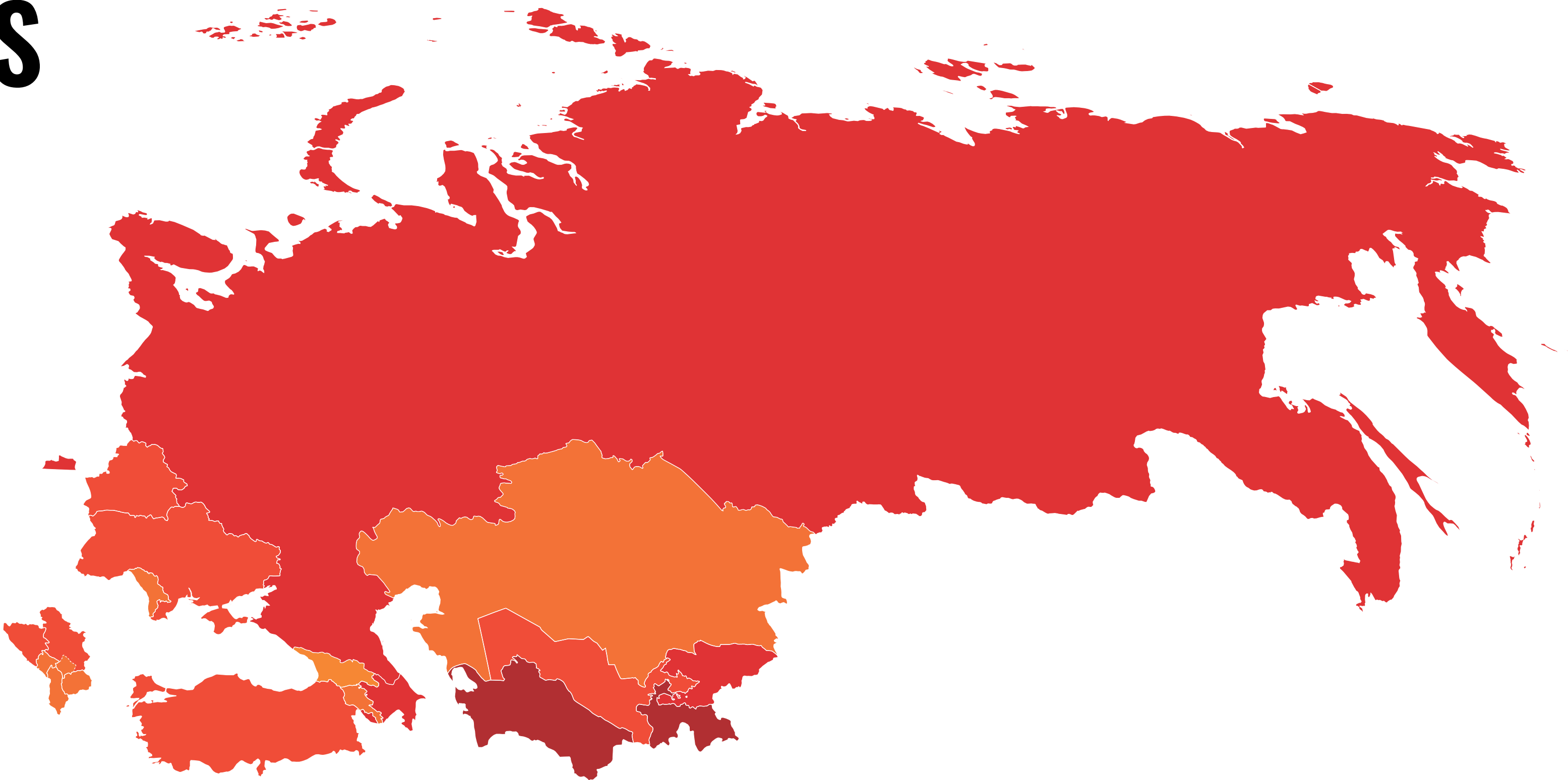
This work from Transparency International (2025) is licensed under CC BY-ND 4.0

CORRUPTION PERCEPTIONS INDEX 2024

EASTERN EUROPE & CENTRAL ASIA

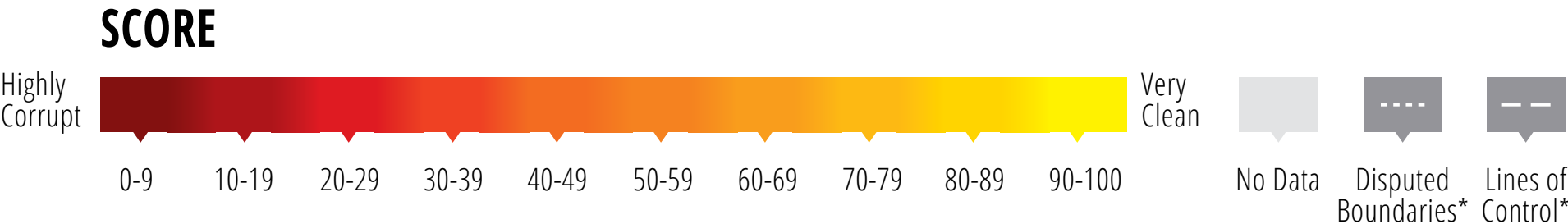
35/100

AVERAGE SCORE



SCORE COUNTRY/TERRITORY

53	Georgia
47	Armenia
46	Montenegro
44	Kosovo
43	Moldova
42	Albania
40	Kazakhstan
40	North Macedonia
35	Serbia
35	Ukraine
34	Turkey
33	Belarus
33	Bosnia and Herzegovina
32	Uzbekistan
25	Kyrgyzstan
22	Azerbaijan
22	Russia
19	Tajikistan
17	Turkmenistan



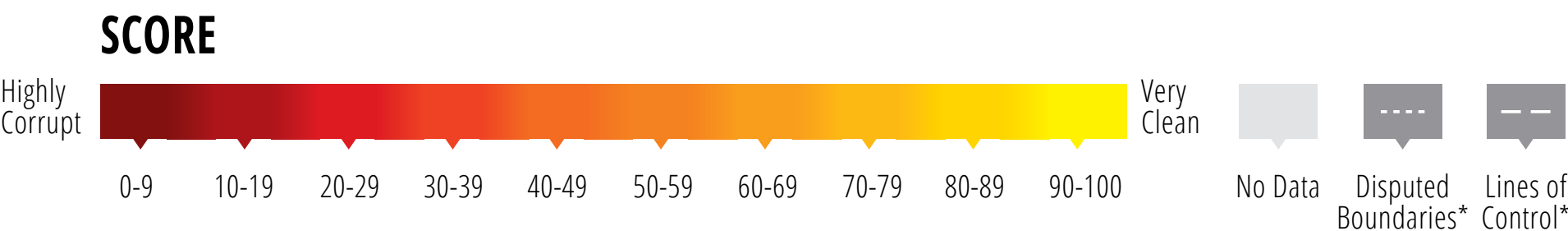
*The designations employed and the presentation of material on this map follow the UN practice to the best of our knowledge as of January 2025. They do not imply the expression of any opinion on the part of Transparency International concerning the legal status of any country, territory, city or area or of its authorities or concerning the delimitation of its frontiers or boundaries.

CORRUPTION PERCEPTIONS INDEX 2024

WESTERN EUROPE & EUROPEAN UNION

64/100

AVERAGE SCORE



*The designations employed and the presentation of material on this map follow the UN practice to the best of our knowledge as of January 2025. They do not imply the expression of any opinion on the part of Transparency International concerning the legal status of any country, territory, city or area or of its authorities or concerning the delimitation of its frontiers or boundaries.



SCORE	COUNTRY/TERRITORY
90	Denmark
88	Finland
81	Luxembourg
81	Norway
81	Switzerland
80	Sweden
78	Netherlands
77	Iceland
77	Ireland
76	Estonia
75	Germany
71	United Kingdom
69	Belgium
67	Austria
67	France
63	Lithuania
60	Slovenia
59	Latvia
57	Portugal
56	Cyprus
56	Czechia
56	Spain
54	Italy
53	Poland
49	Greece
49	Slovakia
47	Croatia
46	Malta
46	Romania
43	Bulgaria
41	Hungary

#CPI2024

www.transparency.org/cpi

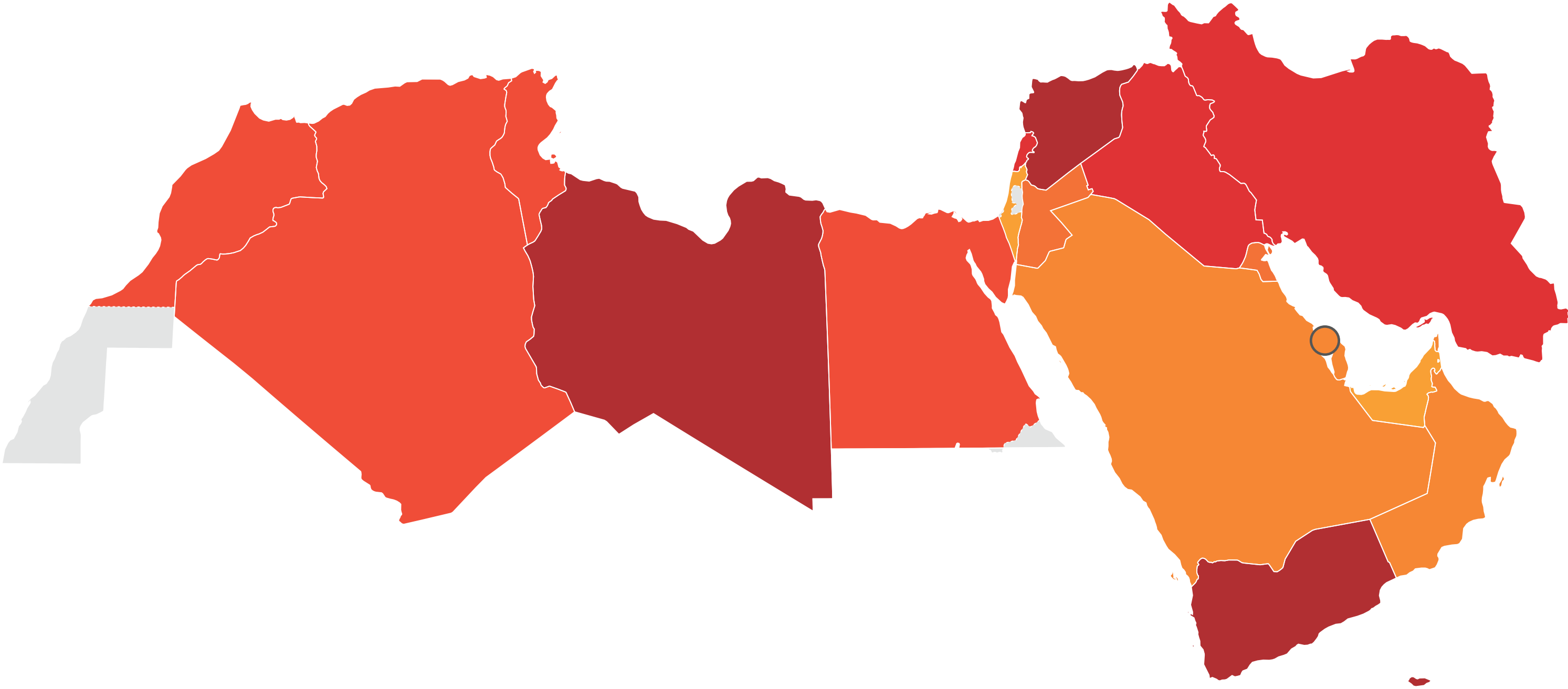
This work from Transparency International (2025) is licensed under CC BY-ND 4.0

CORRUPTION PERCEPTIONS INDEX 2024

MIDDLE EAST & NORTH AFRICA

39/100

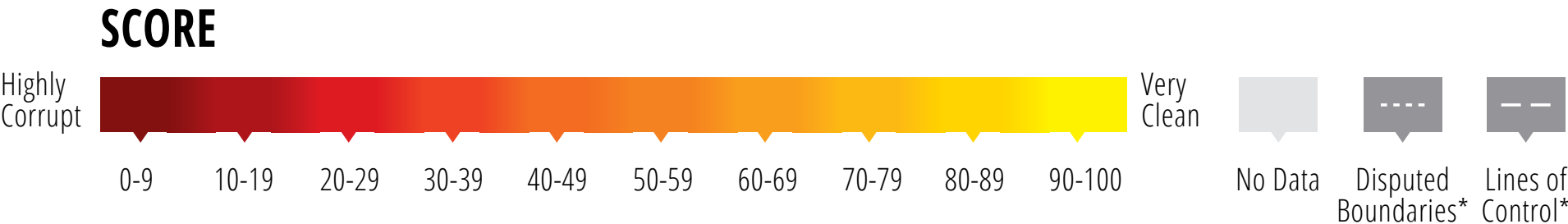
AVERAGE SCORE



SCORE COUNTRY/TERRITORY

68	United Arab Emirates
64	Israel
59	Qatar
59	Saudi Arabia
55	Oman
53	Bahrain
49	Jordan
46	Kuwait
39	Tunisia
37	Morocco
34	Algeria
30	Egypt
26	Iraq
23	Iran
22	Lebanon
13	Libya
13	Yemen
12	Syria

Palestine is not included in this year's CPI, as it has not been rated by the minimum three sources required.



*The designations employed and the presentation of material on this map follow the UN practice to the best of our knowledge as of January 2025. They do not imply the expression of any opinion on the part of Transparency International concerning the legal status of any country, territory, city or area or of its authorities or concerning the delimitation of its frontiers or boundaries.

#CPI2024

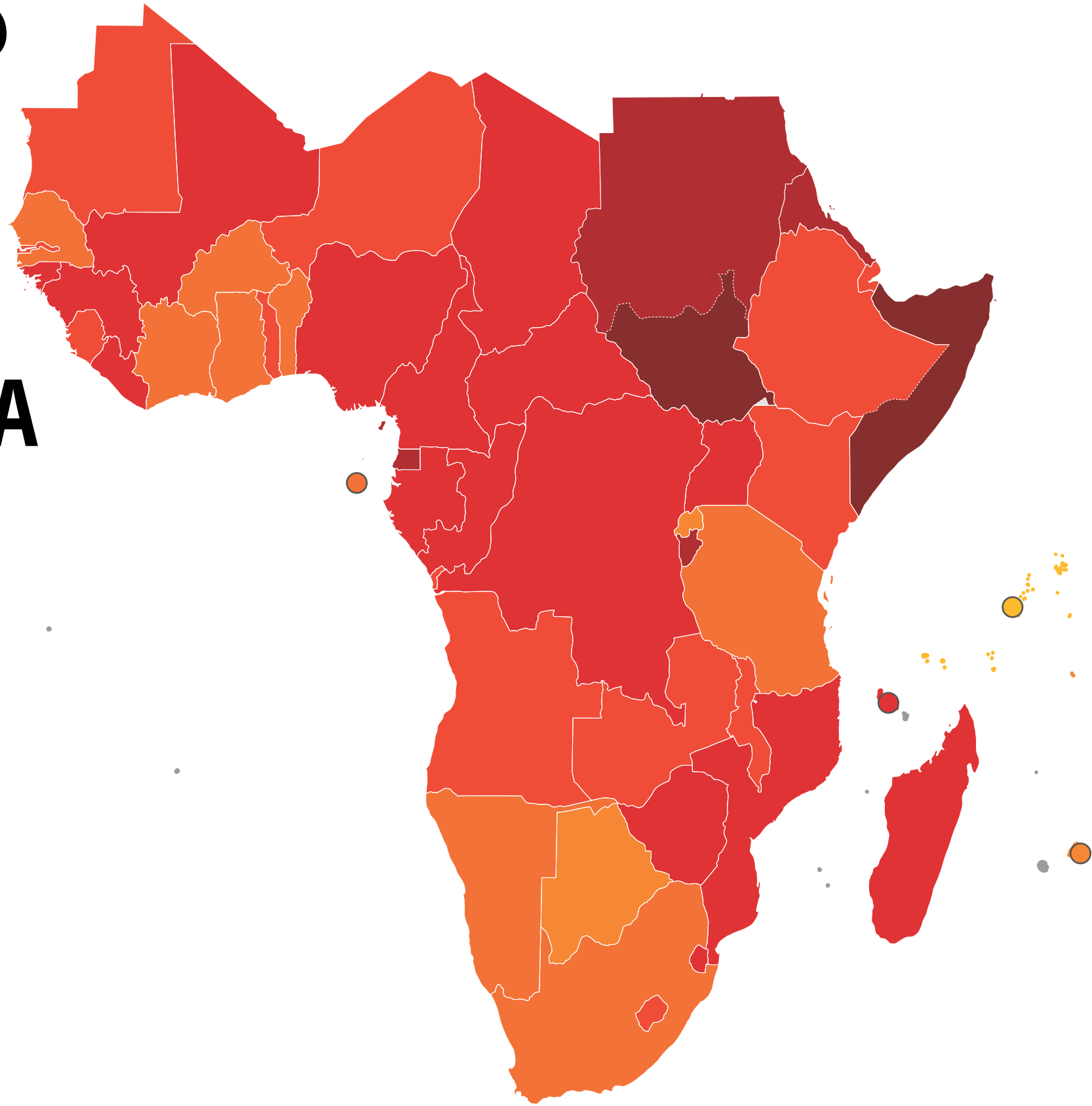
www.transparency.org/cpi

CORRUPTION PERCEPTIONS INDEX 2024

SUB-SAHARAN AFRICA

33/100

AVERAGE SCORE

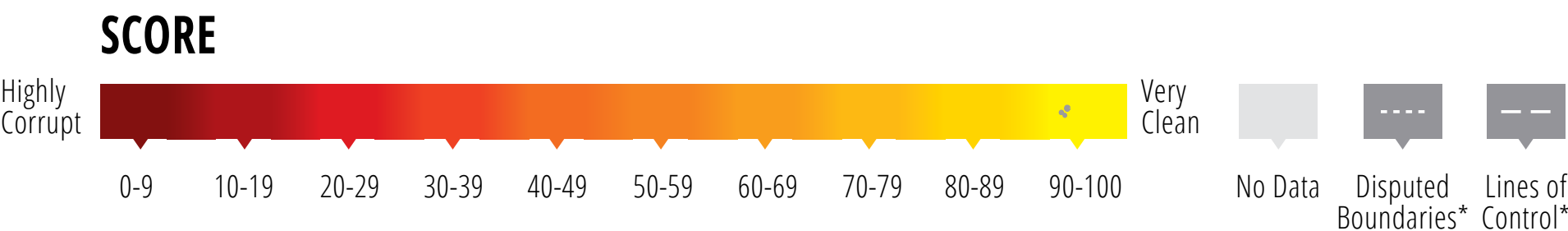


SCORE COUNTRY/TERRITORY

72	Seychelles
62	Cabo Verde
57	Botswana
57	Rwanda
51	Mauritius
49	Namibia
45	Benin
45	Côte d'Ivoire
45	Sao Tome and Principe
45	Senegal
42	Ghana
41	Burkina Faso
41	South Africa
41	Tanzania
39	Zambia
38	Gambia

37	Ethiopia
37	Lesotho
34	Malawi
34	Niger
33	Sierra Leone
32	Angola
32	Kenya
32	Togo
31	Djibouti
30	Mauritania
28	Guinea
27	Eswatini
27	Gabon
27	Liberia
27	Mali
26	Cameroon
26	Madagascar
26	Nigeria

26	Uganda
25	Mozambique
24	Central African Republic
23	Congo
21	Chad
21	Comoros
21	Guinea-Bissau
21	Zimbabwe
20	Democratic Republic of the Congo
17	Burundi
15	Sudan
13	Equatorial Guinea
13	Eritrea
9	Somalia
8	South Sudan



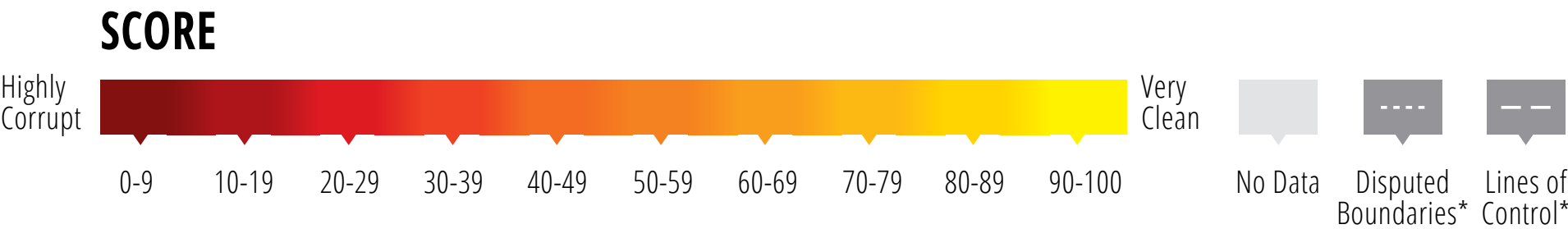
*The designations employed and the presentation of material on this map follow the UN practice to the best of our knowledge as of January 2025. They do not imply the expression of any opinion on the part of Transparency International concerning the legal status of any country, territory, city or area or of its authorities or concerning the delimitation of its frontiers or boundaries.

CORRUPTION PERCEPTIONS INDEX 2024

EUROPEAN UNION

62/100

AVERAGE SCORE



*The designations employed and the presentation of material on this map follow the UN practice to the best of our knowledge as of January 2025. They do not imply the expression of any opinion on the part of Transparency International concerning the legal status of any country, territory, city or area or of its authorities or concerning the delimitation of its frontiers or boundaries.



SCORE COUNTRY/TERRITORY

90	Denmark
88	Finland
81	Luxembourg
80	Sweden
78	Netherlands
77	Ireland
76	Estonia
75	Germany
69	Belgium
67	Austria
67	France
63	Lithuania
60	Slovenia

59	Latvia
57	Portugal
56	Cyprus
56	Czechia
56	Spain
54	Italy
53	Poland
49	Greece
49	Slovakia
47	Croatia
46	Malta
46	Romania
43	Bulgaria
41	Hungary

#CPI2024

www.transparency.org/cpi

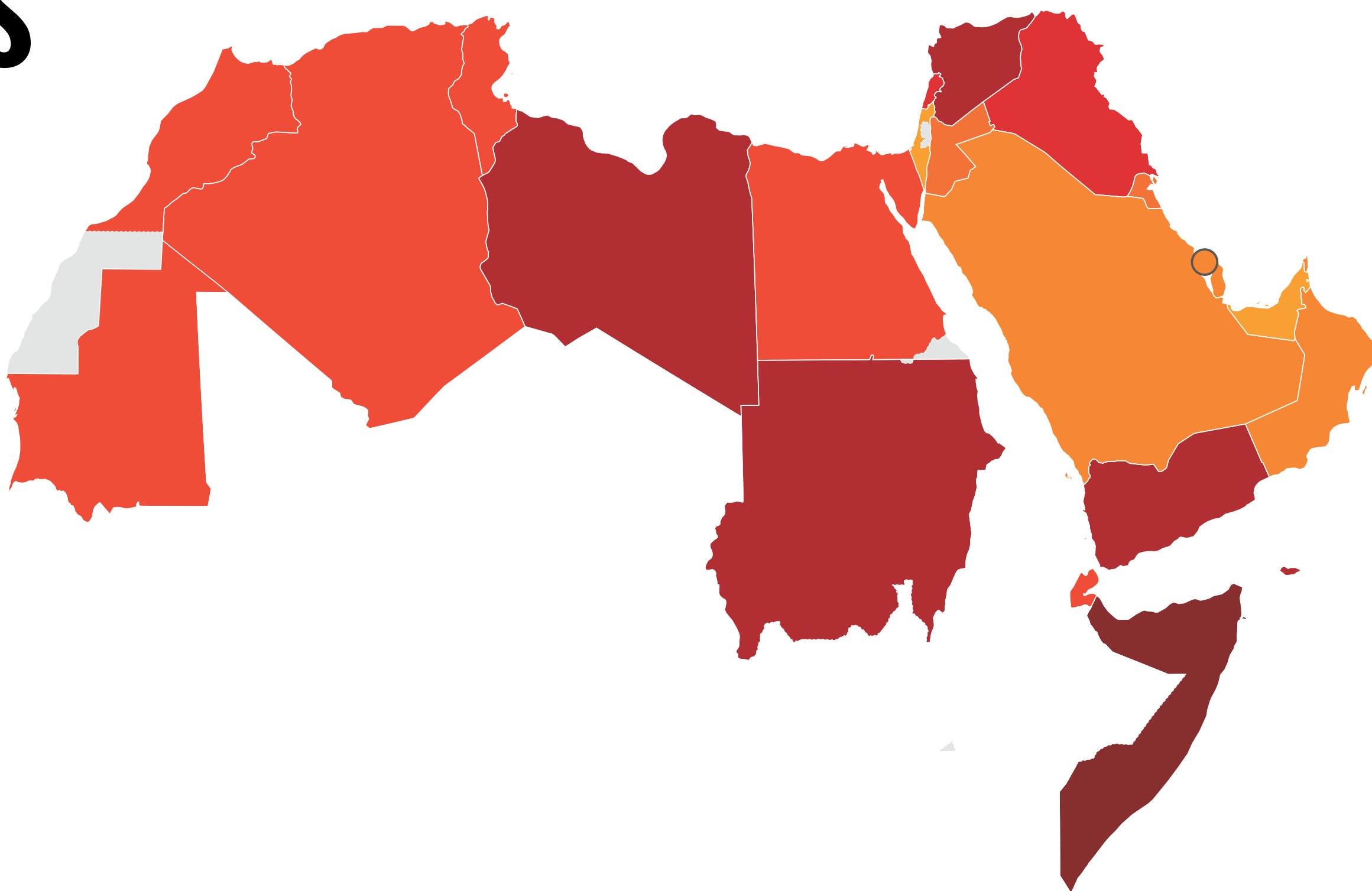
This work from Transparency International (2025) is licensed under CC BY-ND 4.0

CORRUPTION PERCEPTIONS INDEX 2024

ARAB STATES


34/100

AVERAGE SCORE



SCORE COUNTRY/TERRITORY	
68	United Arab Emirates
59	Qatar
59	Saudi Arabia
55	Oman
53	Bahrain
49	Jordan
46	Kuwait
39	Tunisia
37	Morocco
34	Algeria
31	Djibouti
30	Egypt
30	Mauritania
26	Iraq
22	Lebanon
21	Comoros
15	Sudan
13	Libya
13	Yemen
12	Syria
9	Somalia

Palestine is not included in this year's CPI, as it has not been rated by the minimum three sources required.



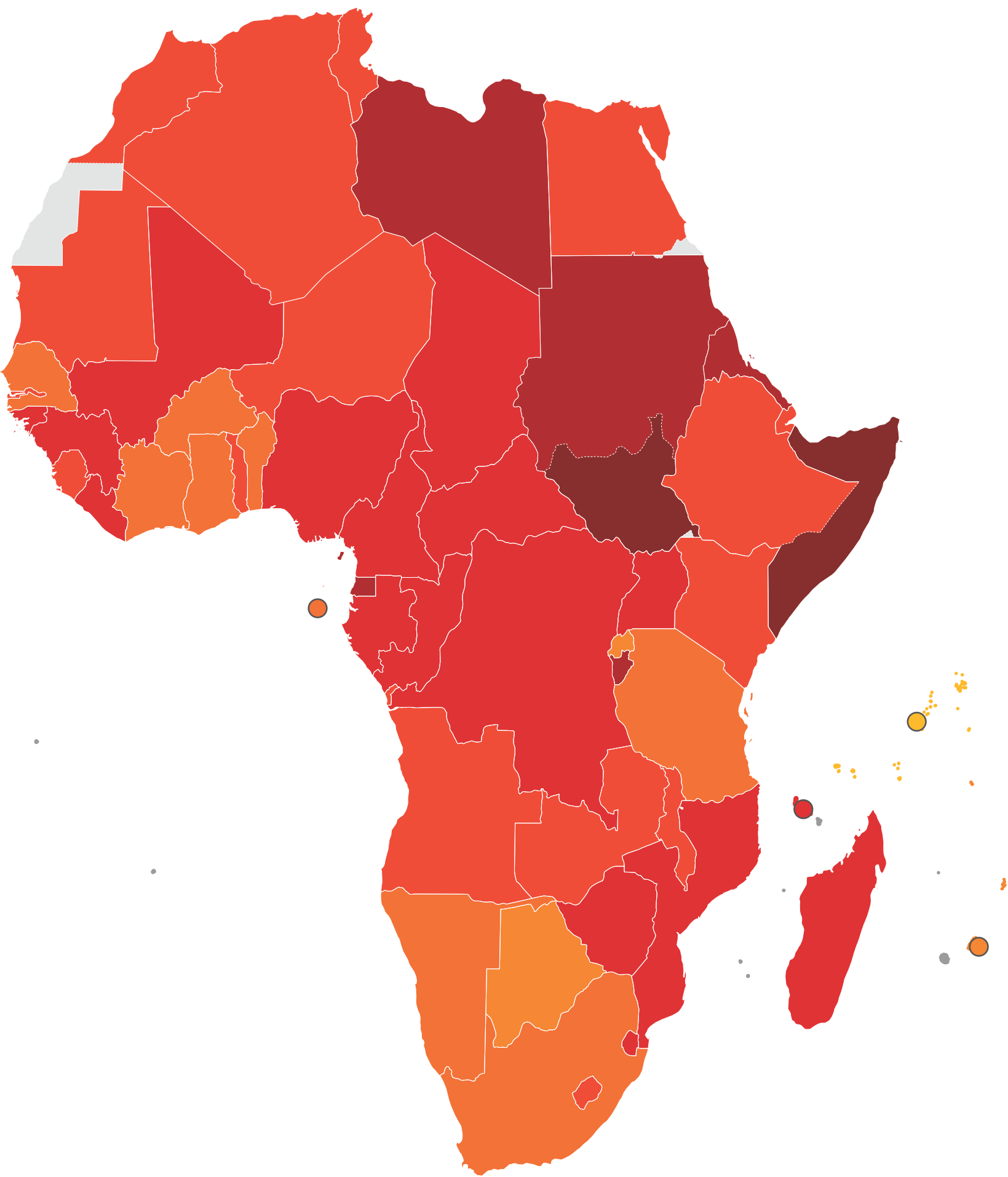
*The designations employed and the presentation of material on this map follow the UN practice to the best of our knowledge as of January 2025. They do not imply the expression of any opinion on the part of Transparency International concerning the legal status of any country, territory, city or area or of its authorities or concerning the delimitation of its frontiers or boundaries.

CORRUPTION PERCEPTIONS INDEX 2024

AFRICAN UNION

32/100

AVERAGE SCORE

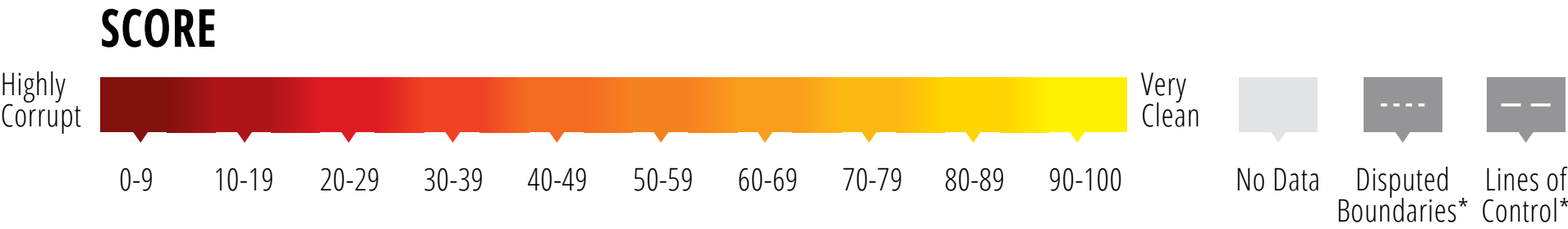


SCORE COUNTRY/TERRITORY

72	Seychelles
62	Cabo Verde
57	Botswana
57	Rwanda
51	Mauritius
49	Namibia
45	Benin
45	Côte d'Ivoire
45	Sao Tome and Principe
45	Senegal
42	Ghana
41	Burkina Faso
41	South Africa
41	Tanzania
39	Tunisia
39	Zambia
38	Gambia
37	Ethiopia

37	Lesotho
37	Morocco
34	Algeria
34	Malawi
34	Niger
33	Sierra Leone
32	Angola
32	Kenya
32	Togo
31	Djibouti
30	Egypt
30	Mauritania
28	Guinea
27	Eswatini
27	Gabon
27	Liberia
27	Mali
26	Cameroon
26	Madagascar
26	Nigeria

26	Uganda
25	Mozambique
24	Central African Republic
23	Congo
21	Chad
21	Comoros
21	Guinea-Bissau
21	Zimbabwe
20	Democratic Republic of the Congo
17	Burundi
15	Sudan
13	Equatorial Guinea
13	Eritrea
13	Libya
9	Somalia
8	South Sudan



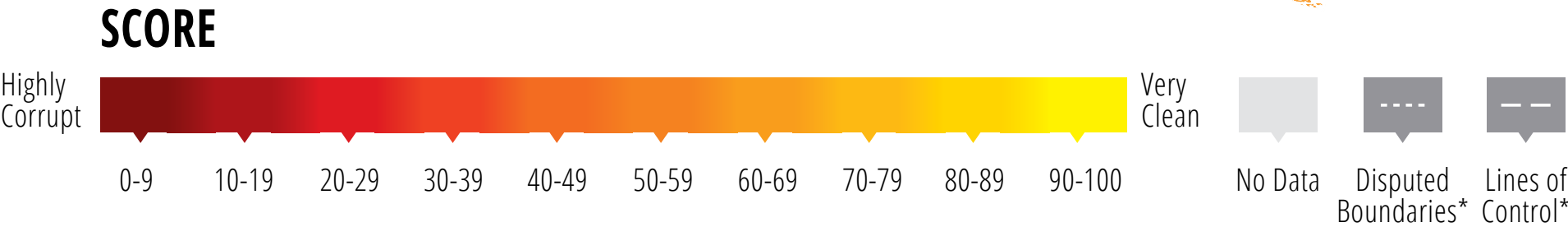
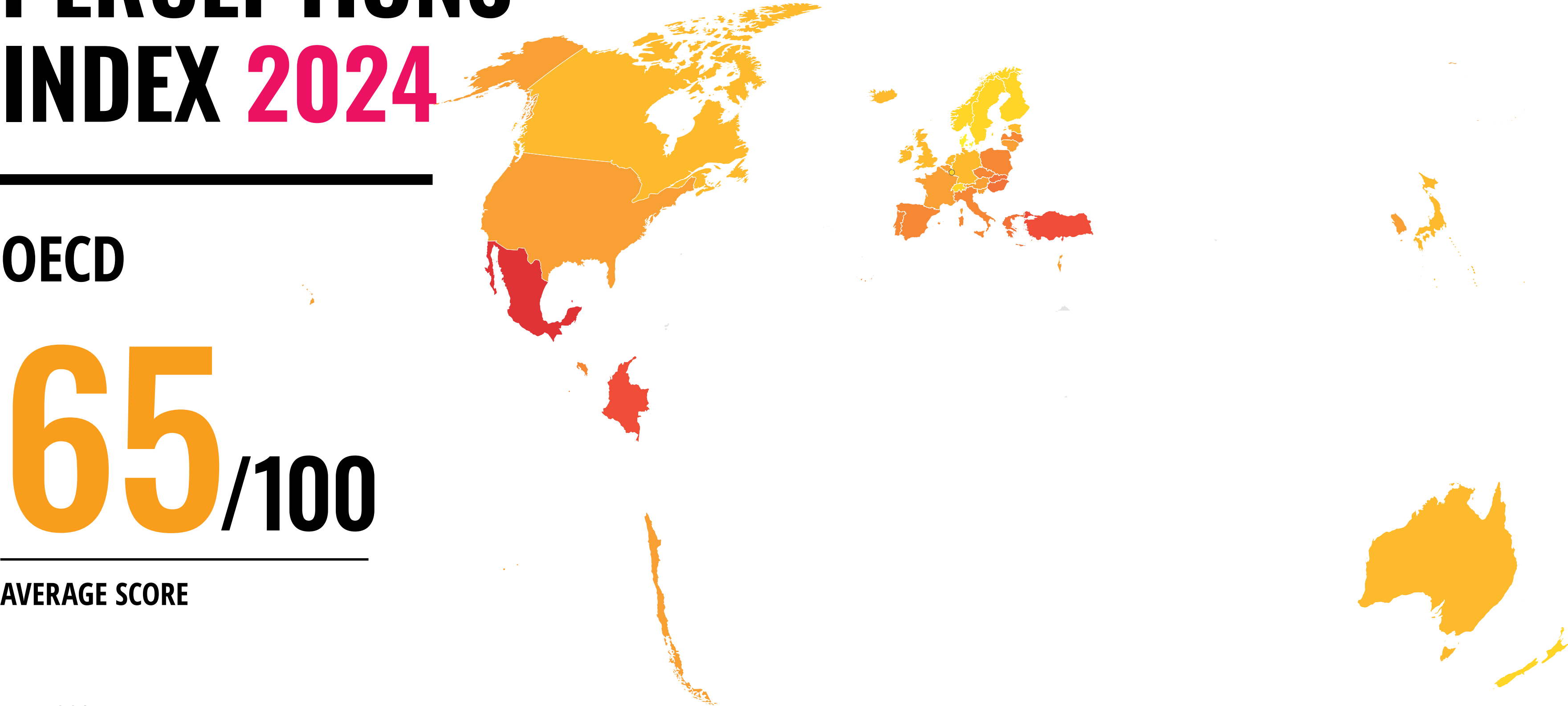
*The designations employed and the presentation of material on this map follow the UN practice to the best of our knowledge as of January 2025. They do not imply the expression of any opinion on the part of Transparency International concerning the legal status of any country, territory, city or area or of its authorities or concerning the delimitation of its frontiers or boundaries.

CORRUPTION PERCEPTIONS INDEX 2024

OECD

65/100

AVERAGE SCORE



SCORE	COUNTRY/TERRITORY
90	Denmark
88	Finland
83	New Zealand
81	Luxembourg
81	Norway
81	Switzerland
80	Sweden
78	Netherlands
77	Australia
77	Iceland
77	Ireland
76	Estonia
75	Canada
75	Germany
71	Japan
71	United Kingdom
69	Belgium
67	Austria
67	France
65	United States
64	Israel
64	Korea, South
63	Chile
63	Lithuania
60	Slovenia
59	Latvia
58	Costa Rica
57	Portugal
56	Czechia
56	Spain
54	Italy
53	Poland
49	Greece
49	Slovakia
41	Hungary
39	Colombia
34	Turkey
26	Mexico

#CPI2024

www.transparency.org/cpi

This work from Transparency International (2025) is licensed under CC BY-ND 4.0

*The designations employed and the presentation of material on this map follow the UN practice to the best of our knowledge as of January 2025. They do not imply the expression of any opinion on the part of Transparency International concerning the legal status of any country, territory, city or area or of its authorities or concerning the delimitation of its frontiers or boundaries.