

GLOBAL CORRUPTION BAROMETER 10th EDITION

AFRICA 2019



SIERRA LEONE

43%

Think corruption increased in the previous 12 months

26%

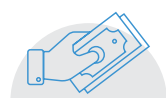
Think their government is doing a bad job of tackling corruption

52%

Of public service users paid a bribe in the previous 12 months

39%

Think that ordinary citizens can make a difference in the fight against corruption



BRIBERY RATES*

* Based on people who used these public services in the previous 12 months.

	2015	2019
Overall bribery rate	41%	52%
Public schools	20%	33%
Public clinics and health centers	25%	50%
IDs	37%	18%
Utilities	40%	33%
Police	64%	39%



HAS CORRUPTION LEVEL CHANGED IN THE PREVIOUS 12 MONTHS?

	2015	2019
Increased	70%	43%
Decreased	5%	33%
Stayed the same	10%	19%
Don't know	15%	4%
Refused to answer	0%	0%



CAN ORDINARY PEOPLE MAKE A DIFFERENCE IN THE FIGHT AGAINST CORRUPTION?

	2015	2019
Yes	32%	39%
No	44%	53%
Neither yes nor no	7%	5%
Don't know / refused to answer	16%	3%



CORRUPTION BY INSTITUTION*

* Percentage who think that most or all people in these institutions are corrupt.

INSTITUTION	2015	2019
President / Prime Minister	48%	24%
Members of Parliament	50%	25%
Government officials	55%	33%
Local government officials	49%	22%
Police	59%	56%
Judges and Magistrates	47%	33%
Religious leaders	25%	10%
NGOs	-	18%
Business Executives	53%	39%
Traditional leaders	35%	17%



IS THE GOVERNMENT DOING A GOOD OR BAD JOB OF FIGHTING CORRUPTION?

	2015	2019
Good	19%	66%
Bad	69%	26%
Don't know	13%	8%
Refused to answer	0%	0%

With more than 47,000 citizens surveyed in 35 countries, the **Global Corruption Barometer (GCB)** is the largest, most detailed public opinion survey of citizen views on corruption and bribery in Africa.

transparency.org/GCB10/africa
www.afrobarometer.org



GLOBAL CORRUPTION BAROMETER 10th EDITION

AFRICA 2019



SOUTH AFRICA

64%

Think corruption increased in the previous 12 months

70%

Think their government is doing a bad job of tackling corruption

18%

Of public service users paid a bribe in the previous 12 months

57%

Think that ordinary citizens can make a difference in the fight against corruption



BRIBERY RATES*

* Based on people who used these public services in the previous 12 months.

	2015	2019
Overall bribery rate	7%	18%
Public schools	2%	14%
Public clinics and health centers	2%	6%
IDs	6%	13%
Utilities	6%	10%
Police	3%	19%



HAS CORRUPTION LEVEL CHANGED IN THE PREVIOUS 12 MONTHS?

	2015	2019
Increased	83%	64%
Decreased	6%	16%
Stayed the same	10%	18%
Don't know	1%	3%
Refused to answer	0%	0%



CAN ORDINARY PEOPLE MAKE A DIFFERENCE IN THE FIGHT AGAINST CORRUPTION?

	2015	2019
Yes	56%	57%
No	29%	35%
Neither yes nor no	13%	5%
Don't know / refused to answer	3%	2%



CORRUPTION BY INSTITUTION*

* Percentage who think that most or all people in these institutions are corrupt.

INSTITUTION	2015	2019
President / Prime Minister	46%	38%
Members of Parliament	46%	44%
Government officials	49%	44%
Local government officials	48%	45%
Police	48%	49%
Judges and Magistrates	23%	32%
Religious leaders	20%	27%
NGOs	-	30%
Business Executives	38%	37%
Traditional leaders	19%	26%



IS THE GOVERNMENT DOING A GOOD OR BAD JOB OF FIGHTING CORRUPTION?

	2015	2019
Good	20%	25%
Bad	79%	70%
Don't know	1%	4%
Refused to answer	0%	0%

With more than 47,000 citizens surveyed in 35 countries, the **Global Corruption Barometer (GCB)** is the largest, most detailed public opinion survey of citizen views on corruption and bribery in Africa.

transparency.org/GCB10/africa
www.afrobarometer.org



GLOBAL CORRUPTION BAROMETER 10th EDITION

AFRICA 2019



SUDAN

82%

Think corruption increased in the previous 12 months

80%

Think their government is doing a bad job of tackling corruption

24%

Of public service users paid a bribe in the previous 12 months

54%

Think that ordinary citizens can make a difference in the fight against corruption



BRIBERY RATES*

* Based on people who used these public services in the previous 12 months.

	2015	2019
Overall bribery rate	48%	24%
Public schools	22%	8%
Public clinics and health centers	32%	12%
IDs	39%	20%
Utilities	25%	21%
Police	37%	33%



HAS CORRUPTION LEVEL CHANGED IN THE PREVIOUS 12 MONTHS?

	2015	2019
Increased	61%	82%
Decreased	15%	8%
Stayed the same	17%	5%
Don't know	6%	5%
Refused to answer	0%	0%



CAN ORDINARY PEOPLE MAKE A DIFFERENCE IN THE FIGHT AGAINST CORRUPTION?

	2015	2019
Yes	60%	54%
No	28%	36%
Neither yes nor no	6%	5%
Don't know / refused to answer	6%	5%



CORRUPTION BY INSTITUTION*

* Percentage who think that most or all people in these institutions are corrupt.

INSTITUTION	2015	2019
President / Prime Minister	33%	49%
Members of Parliament	42%	47%
Government officials	43%	45%
Local government officials	43%	38%
Police	42%	34%
Judges and Magistrates	25%	22%
Religious leaders	16%	16%
NGOs	-	22%
Business Executives	37%	32%
Traditional leaders	25%	25%



IS THE GOVERNMENT DOING A GOOD OR BAD JOB OF FIGHTING CORRUPTION?

	2015	2019
Good	0%	15%
Bad	0%	80%
Don't know	0%	4%
Refused to answer	0%	1%

With more than 47,000 citizens surveyed in 35 countries, the **Global Corruption Barometer (GCB)** is the largest, most detailed public opinion survey of citizen views on corruption and bribery in Africa.

transparency.org/GCB10/africa
www.afrobarometer.org



GLOBAL CORRUPTION BAROMETER 10th EDITION

AFRICA 2019



TANZANIA

10%

Think corruption increased in the previous 12 months

23%

Think their government is doing a bad job of tackling corruption

18%

Of public service users paid a bribe in the previous 12 months

50%

Think that ordinary citizens can make a difference in the fight against corruption



BRIBERY RATES*

* Based on people who used these public services in the previous 12 months.

	2015	2019
Overall bribery rate	25%	18%
Public schools	11%	4%
Public clinics and health centers	20%	11%
IDs	15%	20%
Utilities	22%	8%
Police	35%	31%



HAS CORRUPTION LEVEL CHANGED IN THE PREVIOUS 12 MONTHS?

	2015	2019
Increased	66%	10%
Decreased	13%	72%
Stayed the same	15%	9%
Don't know	6%	9%
Refused to answer	0%	0%



CAN ORDINARY PEOPLE MAKE A DIFFERENCE IN THE FIGHT AGAINST CORRUPTION?

	2015	2019
Yes	55%	50%
No	33%	44%
Neither yes nor no	9%	1%
Don't know / refused to answer	3%	5%



CORRUPTION BY INSTITUTION*

* Percentage who think that most or all people in these institutions are corrupt.

INSTITUTION	2015	2019
President / Prime Minister	15%	4%
Members of Parliament	21%	8%
Government officials	25%	12%
Local government officials	25%	10%
Police	50%	36%
Judges and Magistrates	36%	21%
Religious leaders	10%	3%
NGOs	-	11%
Business Executives	31%	32%
Traditional leaders	13%	3%



IS THE GOVERNMENT DOING A GOOD OR BAD JOB OF FIGHTING CORRUPTION?

	2015	2019
Good	37%	71%
Bad	58%	23%
Don't know	5%	6%
Refused to answer	0%	0%

With more than 47,000 citizens surveyed in 35 countries, the **Global Corruption Barometer (GCB)** is the largest, most detailed public opinion survey of citizen views on corruption and bribery in Africa.

transparency.org/GCB10/africa
www.afrobarometer.org



GLOBAL CORRUPTION BAROMETER 10th EDITION

AFRICA 2019



TOGO

57%

Think corruption increased in the previous 12 months

68%

Think their government is doing a bad job of tackling corruption

32%

Of public service users paid a bribe in the previous 12 months

60%

Think that ordinary citizens can make a difference in the fight against corruption



BRIBERY RATES*

* Based on people who used these public services in the previous 12 months.

	2015	2019
Overall bribery rate	26%	32%
Public schools	10%	14%
Public clinics and health centers	11%	12%
IDs	27%	27%
Utilities	22%	33%
Police	28%	43%



HAS CORRUPTION LEVEL CHANGED IN THE PREVIOUS 12 MONTHS?

	2015	2019
Increased	39%	57%
Decreased	35%	17%
Stayed the same	15%	17%
Don't know	11%	10%
Refused to answer	0%	0%



CAN ORDINARY PEOPLE MAKE A DIFFERENCE IN THE FIGHT AGAINST CORRUPTION?

	2015	2019
Yes	53%	60%
No	42%	29%
Neither yes nor no	3%	6%
Don't know / refused to answer	2%	5%



CORRUPTION BY INSTITUTION*

* Percentage who think that most or all people in these institutions are corrupt.

INSTITUTION	2015	2019
President / Prime Minister	37%	51%
Members of Parliament	35%	49%
Government officials	39%	54%
Local government officials	37%	47%
Police	44%	55%
Judges and Magistrates	48%	55%
Religious leaders	17%	23%
NGOs	-	23%
Business Executives	58%	34%
Traditional leaders	35%	39%



IS THE GOVERNMENT DOING A GOOD OR BAD JOB OF FIGHTING CORRUPTION?

	2015	2019
Good	31%	21%
Bad	61%	68%
Don't know	8%	11%
Refused to answer	0%	0%

With more than 47,000 citizens surveyed in 35 countries, the **Global Corruption Barometer (GCB)** is the largest, most detailed public opinion survey of citizen views on corruption and bribery in Africa.

transparency.org/GCB10/africa
www.afrobarometer.org



GLOBAL CORRUPTION BAROMETER 10th EDITION

AFRICA 2019



TUNISIA

67%

Think corruption increased in the previous 12 months

64%

Think their government is doing a bad job of tackling corruption

18%

Of public service users paid a bribe in the previous 12 months

59%

Think that ordinary citizens can make a difference in the fight against corruption



BRIBERY RATES*

* Based on people who used these public services in the previous 12 months.

	2015	2019
Overall bribery rate	9%	18%
Public schools	2%	8%
Public clinics and health centers	8%	11%
IDs	3%	12%
Utilities	4%	10%
Police	8%	17%



HAS CORRUPTION LEVEL CHANGED IN THE PREVIOUS 12 MONTHS?

	2015	2019
Increased	64%	67%
Decreased	19%	12%
Stayed the same	12%	14%
Don't know	4%	7%
Refused to answer	0%	0%



CAN ORDINARY PEOPLE MAKE A DIFFERENCE IN THE FIGHT AGAINST CORRUPTION?

	2015	2019
Yes	71%	59%
No	27%	36%
Neither yes nor no	1%	1%
Don't know / refused to answer	1%	3%



CORRUPTION BY INSTITUTION*

* Percentage who think that most or all people in these institutions are corrupt.

INSTITUTION	2015	2019
President / Prime Minister	18%	25%
Members of Parliament	17%	30%
Government officials	31%	31%
Local government officials	32%	27%
Police	26%	23%
Judges and Magistrates	17%	16%
Religious leaders	15%	18%
NGOs	-	24%
Business Executives	47%	28%
Traditional leaders	9%	16%



IS THE GOVERNMENT DOING A GOOD OR BAD JOB OF FIGHTING CORRUPTION?

	2015	2019
Good	31%	25%
Bad	62%	64%
Don't know	7%	11%
Refused to answer	0%	0%

With more than 47,000 citizens surveyed in 35 countries, the **Global Corruption Barometer (GCB)** is the largest, most detailed public opinion survey of citizen views on corruption and bribery in Africa.

transparency.org/GCB10/africa
www.afrobarometer.org



GLOBAL CORRUPTION BAROMETER 10th EDITION

AFRICA 2019



UGANDA

69%

Think corruption increased in the previous 12 months

78%

Think their government is doing a bad job of tackling corruption

46%

Of public service users paid a bribe in the previous 12 months

44%

Think that ordinary citizens can make a difference in the fight against corruption



BRIBERY RATES*

* Based on people who used these public services in the previous 12 months.

	2015	2019
Overall bribery rate	38%	46%
Public schools	19%	21%
Public clinics and health centers	25%	31%
IDs	15%	18%
Utilities	19%	24%
Police	41%	49%



HAS CORRUPTION LEVEL CHANGED IN THE PREVIOUS 12 MONTHS?

	2015	2019
Increased	69%	69%
Decreased	16%	14%
Stayed the same	9%	13%
Don't know	5%	4%
Refused to answer	0%	0%



CAN ORDINARY PEOPLE MAKE A DIFFERENCE IN THE FIGHT AGAINST CORRUPTION?

	2015	2019
Yes	47%	44%
No	47%	52%
Neither yes nor no	3%	2%
Don't know / refused to answer	3%	2%



CORRUPTION BY INSTITUTION*

* Percentage who think that most or all people in these institutions are corrupt.

INSTITUTION	2015	2019
President / Prime Minister	29%	37%
Members of Parliament	36%	40%
Government officials	48%	50%
Local government officials	39%	38%
Police	63%	70%
Judges and Magistrates	45%	43%
Religious leaders	9%	8%
NGOs	-	21%
Business Executives	40%	40%
Traditional leaders	12%	11%



IS THE GOVERNMENT DOING A GOOD OR BAD JOB OF FIGHTING CORRUPTION?

	2015	2019
Good	26%	19%
Bad	69%	78%
Don't know	5%	2%
Refused to answer	0%	0%

With more than 47,000 citizens surveyed in 35 countries, the **Global Corruption Barometer (GCB)** is the largest, most detailed public opinion survey of citizen views on corruption and bribery in Africa.

transparency.org/GCB10/africa
www.afrobarometer.org



GLOBAL CORRUPTION BAROMETER 10th EDITION

AFRICA 2019



ZAMBIA

66%

Think corruption increased in the previous 12 months

70%

Think their government is doing a bad job of tackling corruption

18%

Of public service users paid a bribe in the previous 12 months

48%

Think that ordinary citizens can make a difference in the fight against corruption



BRIBERY RATES*

* Based on people who used these public services in the previous 12 months.

	2015	2019
Overall bribery rate	17%	18%
Public schools	12%	10%
Public clinics and health centers	4%	4%
IDs	17%	11%
Utilities	8%	16%
Police	23%	27%



HAS CORRUPTION LEVEL CHANGED IN THE PREVIOUS 12 MONTHS?

	2015	2019
Increased	55%	66%
Decreased	24%	16%
Stayed the same	16%	13%
Don't know	5%	5%
Refused to answer	0%	0%



CAN ORDINARY PEOPLE MAKE A DIFFERENCE IN THE FIGHT AGAINST CORRUPTION?

	2015	2019
Yes	53%	48%
No	38%	44%
Neither yes nor no	5%	4%
Don't know / refused to answer	5%	4%



CORRUPTION BY INSTITUTION*

* Percentage who think that most or all people in these institutions are corrupt.

INSTITUTION	2015	2019
President / Prime Minister	27%	32%
Members of Parliament	34%	36%
Government officials	32%	37%
Local government officials	33%	34%
Police	51%	54%
Judges and Magistrates	30%	28%
Religious leaders	16%	11%
NGOs	-	13%
Business Executives	32%	31%
Traditional leaders	21%	16%



IS THE GOVERNMENT DOING A GOOD OR BAD JOB OF FIGHTING CORRUPTION?

	2015	2019
Good	32%	24%
Bad	62%	70%
Don't know	6%	5%
Refused to answer	0%	0%

With more than 47,000 citizens surveyed in 35 countries, the **Global Corruption Barometer (GCB)** is the largest, most detailed public opinion survey of citizen views on corruption and bribery in Africa.

transparency.org/GCB10/africa
www.afrobarometer.org



GLOBAL CORRUPTION BAROMETER 10th EDITION

AFRICA 2019



ZIMBABWE

60%

Think corruption increased in the previous 12 months

71%

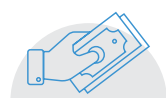
Think their government is doing a bad job of tackling corruption

25%

Of public service users paid a bribe in the previous 12 months

45%

Think that ordinary citizens can make a difference in the fight against corruption



BRIBERY RATES*

* Based on people who used these public services in the previous 12 months.

	2015	2019
Overall bribery rate	22%	25%
Public schools	7%	12%
Public clinics and health centers	5%	4%
IDs	25%	19%
Utilities	10%	17%
Police	23%	24%



HAS CORRUPTION LEVEL CHANGED IN THE PREVIOUS 12 MONTHS?

	2015	2019
Increased	68%	60%
Decreased	11%	11%
Stayed the same	15%	21%
Don't know	6%	7%
Refused to answer	0%	0%



CAN ORDINARY PEOPLE MAKE A DIFFERENCE IN THE FIGHT AGAINST CORRUPTION?

	2015	2019
Yes	42%	45%
No	50%	46%
Neither yes nor no	6%	5%
Don't know / refused to answer	2%	5%



CORRUPTION BY INSTITUTION*

* Percentage who think that most or all people in these institutions are corrupt.

INSTITUTION	2015	2019
President / Prime Minister	30%	28%
Members of Parliament	38%	37%
Government officials	41%	36%
Local government officials	42%	35%
Police	58%	57%
Judges and Magistrates	29%	25%
Religious leaders	19%	15%
NGOs	-	11%
Business Executives	39%	35%
Traditional leaders	22%	15%



IS THE GOVERNMENT DOING A GOOD OR BAD JOB OF FIGHTING CORRUPTION?

	2015	2019
Good	17%	22%
Bad	80%	71%
Don't know	3%	7%
Refused to answer	0%	1%

With more than 47,000 citizens surveyed in 35 countries, the **Global Corruption Barometer (GCB)** is the largest, most detailed public opinion survey of citizen views on corruption and bribery in Africa.

transparency.org/GCB10/africa
www.afrobarometer.org



GLOBAL CORRUPTION BAROMETER 10th EDITION

AFRICA 2019



BENIN

34%

Think corruption increased in the previous 12 months

54%

Think their government is doing a bad job of tackling corruption

27%

Of public service users paid a bribe in the previous 12 months

55%

Think that ordinary citizens can make a difference in the fight against corruption



BRIBERY RATES*

* Based on people who used these public services in the previous 12 months.

	2015	2019
Overall bribery rate	26%	27%
Public schools	9%	10%
Public clinics and health centers	13%	12%
IDs	26%	14%
Utilities	20%	23%
Police	18%	52%



HAS CORRUPTION LEVEL CHANGED IN THE PREVIOUS 12 MONTHS?

	2015	2019
Increased	74%	34%
Decreased	17%	44%
Stayed the same	7%	21%
Don't know	2%	1%
Refused to answer	0%	0%



CAN ORDINARY PEOPLE MAKE A DIFFERENCE IN THE FIGHT AGAINST CORRUPTION?

	2015	2019
Yes	42%	55%
No	49%	43%
Neither yes nor no	5%	1%
Don't know / refused to answer	3%	1%



CORRUPTION BY INSTITUTION*

* Percentage who think that most or all people in these institutions are corrupt.

INSTITUTION	2015	2019
President / Prime Minister	51%	43%
Members of Parliament	46%	42%
Government officials	54%	46%
Local government officials	48%	42%
Police	54%	55%
Judges and Magistrates	48%	46%
Religious leaders	20%	22%
NGOs	-	28%
Business Executives	64%	53%
Traditional leaders	26%	28%



IS THE GOVERNMENT DOING A GOOD OR BAD JOB OF FIGHTING CORRUPTION?

	2015	2019
Good	19%	44%
Bad	79%	54%
Don't know	2%	2%
Refused to answer	0%	0%

With more than 47,000 citizens surveyed in 35 countries, the **Global Corruption Barometer (GCB)** is the largest, most detailed public opinion survey of citizen views on corruption and bribery in Africa.

transparency.org/GCB10/africa
www.afrobarometer.org



GLOBAL CORRUPTION BAROMETER 10th EDITION

AFRICA 2019



BOTSWANA

52%

Think corruption increased in the previous 12 months

42%

Think their government is doing a bad job of tackling corruption

7%

Of public service users paid a bribe in the previous 12 months

62%

Think that ordinary citizens can make a difference in the fight against corruption



BRIBERY RATES*

* Based on people who used these public services in the previous 12 months.

	2015	2019
Overall bribery rate	1%	7%
Public schools	1%	2%
Public clinics and health centers	0%	1%
IDs	0%	3%
Utilities	0%	4%
Police	1%	7%



HAS CORRUPTION LEVEL CHANGED IN THE PREVIOUS 12 MONTHS?

	2015	2019
Increased	51%	52%
Decreased	24%	20%
Stayed the same	14%	17%
Don't know	11%	11%
Refused to answer	0%	0%



CAN ORDINARY PEOPLE MAKE A DIFFERENCE IN THE FIGHT AGAINST CORRUPTION?

	2015	2019
Yes	72%	62%
No	20%	31%
Neither yes nor no	5%	4%
Don't know / refused to answer	3%	3%



CORRUPTION BY INSTITUTION*

* Percentage who think that most or all people in these institutions are corrupt.

INSTITUTION	2015	2019
President / Prime Minister	20%	29%
Members of Parliament	25%	28%
Government officials	29%	39%
Local government officials	22%	27%
Police	34%	39%
Judges and Magistrates	14%	20%
Religious leaders	16%	19%
NGOs	-	19%
Business Executives	35%	37%
Traditional leaders	13%	15%



IS THE GOVERNMENT DOING A GOOD OR BAD JOB OF FIGHTING CORRUPTION?

	2015	2019
Good	54%	52%
Bad	42%	42%
Don't know	4%	5%
Refused to answer	0%	0%

With more than 47,000 citizens surveyed in 35 countries, the **Global Corruption Barometer (GCB)** is the largest, most detailed public opinion survey of citizen views on corruption and bribery in Africa.

transparency.org/GCB10/africa
www.afrobarometer.org



GLOBAL CORRUPTION BAROMETER 10th EDITION

AFRICA 2019



BURKINA FASO

28%

Think corruption increased in the previous 12 months

44%

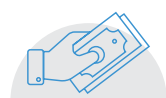
Think their government is doing a bad job of tackling corruption

16%

Of public service users paid a bribe in the previous 12 months

62%

Think that ordinary citizens can make a difference in the fight against corruption



BRIBERY RATES*

* Based on people who used these public services in the previous 12 months.

	2015	2019
Overall bribery rate	11%	16%
Public schools	9%	9%
Public clinics and health centers	4%	5%
IDs	9%	11%
Utilities	5%	12%
Police	8%	21%



HAS CORRUPTION LEVEL CHANGED IN THE PREVIOUS 12 MONTHS?

	2015	2019
Increased	28%	28%
Decreased	48%	54%
Stayed the same	18%	15%
Don't know	5%	3%
Refused to answer	0%	0%



CAN ORDINARY PEOPLE MAKE A DIFFERENCE IN THE FIGHT AGAINST CORRUPTION?

	2015	2019
Yes	61%	62%
No	31%	35%
Neither yes nor no	4%	2%
Don't know / refused to answer	3%	1%



CORRUPTION BY INSTITUTION*

* Percentage who think that most or all people in these institutions are corrupt.

INSTITUTION	2015	2019
President / Prime Minister	27%	24%
Members of Parliament	30%	28%
Government officials	32%	31%
Local government officials	28%	27%
Police	28%	29%
Judges and Magistrates	34%	31%
Religious leaders	9%	17%
NGOs	-	22%
Business Executives	57%	38%
Traditional leaders	11%	17%



IS THE GOVERNMENT DOING A GOOD OR BAD JOB OF FIGHTING CORRUPTION?

	2015	2019
Good	45%	51%
Bad	49%	44%
Don't know	5%	5%
Refused to answer	0%	0%

With more than 47,000 citizens surveyed in 35 countries, the **Global Corruption Barometer (GCB)** is the largest, most detailed public opinion survey of citizen views on corruption and bribery in Africa.

transparency.org/GCB10/africa
www.afrobarometer.org



GLOBAL CORRUPTION BAROMETER 10th EDITION

AFRICA 2019



CABO VERDE

39%

Think corruption increased in the previous 12 months

61%

Think their government is doing a bad job of tackling corruption

8%

Of public service users paid a bribe in the previous 12 months

58%

Think that ordinary citizens can make a difference in the fight against corruption



BRIBERY RATES*

* Based on people who used these public services in the previous 12 months.

	2015	2019
Overall bribery rate	2%	8%
Public schools	2%	7%
Public clinics and health centers	1%	4%
IDs	1%	6%
Utilities	1%	8%
Police	0%	3%



HAS CORRUPTION LEVEL CHANGED IN THE PREVIOUS 12 MONTHS?

	2015	2019
Increased	49%	39%
Decreased	14%	20%
Stayed the same	20%	29%
Don't know	18%	12%
Refused to answer	0%	0%



CAN ORDINARY PEOPLE MAKE A DIFFERENCE IN THE FIGHT AGAINST CORRUPTION?

	2015	2019
Yes	55%	58%
No	34%	31%
Neither yes nor no	3%	6%
Don't know / refused to answer	8%	5%



CORRUPTION BY INSTITUTION*

* Percentage who think that most or all people in these institutions are corrupt.

INSTITUTION	2015	2019
President / Prime Minister	12%	16%
Members of Parliament	13%	16%
Government officials	15%	16%
Local government officials	15%	17%
Police	19%	23%
Judges and Magistrates	9%	11%
Religious leaders	6%	11%
NGOs	-	9%
Business Executives	19%	20%
Traditional leaders	-	-



IS THE GOVERNMENT DOING A GOOD OR BAD JOB OF FIGHTING CORRUPTION?

	2015	2019
Good	23%	26%
Bad	61%	61%
Don't know	17%	12%
Refused to answer	0%	0%

With more than 47,000 citizens surveyed in 35 countries, the **Global Corruption Barometer (GCB)** is the largest, most detailed public opinion survey of citizen views on corruption and bribery in Africa.

transparency.org/GCB10/africa
www.afrobarometer.org



GLOBAL CORRUPTION BAROMETER 10th EDITION

AFRICA 2019



CAMEROON

72%

Think corruption increased in the previous 12 months

64%

Think their government is doing a bad job of tackling corruption

48%

Of public service users paid a bribe in the previous 12 months

53%

Think that ordinary citizens can make a difference in the fight against corruption



BRIBERY RATES*

* Based on people who used these public services in the previous 12 months.

	2015	2019
Overall bribery rate	47%	48%
Public schools	32%	27%
Public clinics and health centers	31%	22%
IDs	34%	35%
Utilities	34%	39%
Police	34%	37%



HAS CORRUPTION LEVEL CHANGED IN THE PREVIOUS 12 MONTHS?

	2015	2019
Increased	44%	72%
Decreased	31%	13%
Stayed the same	17%	10%
Don't know	8%	5%
Refused to answer	0%	0%



CAN ORDINARY PEOPLE MAKE A DIFFERENCE IN THE FIGHT AGAINST CORRUPTION?

	2015	2019
Yes	56%	53%
No	35%	41%
Neither yes nor no	5%	3%
Don't know / refused to answer	5%	4%



CORRUPTION BY INSTITUTION*

* Percentage who think that most or all people in these institutions are corrupt.

INSTITUTION	2015	2019
President / Prime Minister	34%	48%
Members of Parliament	35%	43%
Government officials	45%	54%
Local government officials	36%	42%
Police	55%	63%
Judges and Magistrates	51%	54%
Religious leaders	18%	23%
NGOs	-	31%
Business Executives	52%	49%
Traditional leaders	27%	35%



IS THE GOVERNMENT DOING A GOOD OR BAD JOB OF FIGHTING CORRUPTION?

	2015	2019
Good	37%	27%
Bad	57%	64%
Don't know	6%	8%
Refused to answer	0%	0%

With more than 47,000 citizens surveyed in 35 countries, the **Global Corruption Barometer (GCB)** is the largest, most detailed public opinion survey of citizen views on corruption and bribery in Africa.

transparency.org/GCB10/africa
www.afrobarometer.org



GLOBAL CORRUPTION BAROMETER 10th EDITION

AFRICA 2019



CÔTE D'IVOIRE

40%

Think corruption increased in the previous 12 months

58%

Think their government is doing a bad job of tackling corruption

34%

Of public service users paid a bribe in the previous 12 months

55%

Think that ordinary citizens can make a difference in the fight against corruption



BRIBERY RATES*

* Based on people who used these public services in the previous 12 months.

	2015	2019
Overall bribery rate	34%	34%
Public schools	17%	18%
Public clinics and health centers	18%	16%
IDs	29%	31%
Utilities	13%	20%
Police	26%	43%



HAS CORRUPTION LEVEL CHANGED IN THE PREVIOUS 12 MONTHS?

	2015	2019
Increased	32%	40%
Decreased	46%	32%
Stayed the same	20%	24%
Don't know	3%	4%
Refused to answer	0%	0%



CAN ORDINARY PEOPLE MAKE A DIFFERENCE IN THE FIGHT AGAINST CORRUPTION?

	2015	2019
Yes	55%	55%
No	38%	33%
Neither yes nor no	4%	5%
Don't know / refused to answer	3%	7%



CORRUPTION BY INSTITUTION*

* Percentage who think that most or all people in these institutions are corrupt.

INSTITUTION	2015	2019
President / Prime Minister	24%	27%
Members of Parliament	24%	30%
Government officials	29%	33%
Local government officials	31%	32%
Police	49%	49%
Judges and Magistrates	35%	31%
Religious leaders	8%	13%
NGOs	-	18%
Business Executives	53%	44%
Traditional leaders	10%	15%



IS THE GOVERNMENT DOING A GOOD OR BAD JOB OF FIGHTING CORRUPTION?

	2015	2019
Good	44%	31%
Bad	53%	58%
Don't know	3%	10%
Refused to answer	0%	1%

With more than 47,000 citizens surveyed in 35 countries, the **Global Corruption Barometer (GCB)** is the largest, most detailed public opinion survey of citizen views on corruption and bribery in Africa.

transparency.org/GCB10/africa
www.afrobarometer.org



GLOBAL CORRUPTION BAROMETER 10th EDITION

AFRICA 2019



DEMOCRATIC REPUBLIC OF CONGO

85%

Think corruption increased in the previous 12 months

80%

Think their government is doing a bad job of tackling corruption

80%

Of public service users paid a bribe in the previous 12 months

32%

Think that ordinary citizens can make a difference in the fight against corruption



BRIBERY RATES*

* Based on people who used these public services in the previous 12 months.

	2019
Overall bribery rate	80%
Public schools	59%
Public clinics and health centers	43%
IDs	70%
Utilities	72%
Police	75%



HAS CORRUPTION LEVEL CHANGED IN THE PREVIOUS 12 MONTHS?

	2019
Increased	85%
Decreased	3%
Stayed the same	9%
Don't know	3%
Refused to answer	0%



CAN ORDINARY PEOPLE MAKE A DIFFERENCE IN THE FIGHT AGAINST CORRUPTION?

	2019
Yes	32%
No	50%
Neither yes nor no	15%
Don't know / refused to answer	3%



CORRUPTION BY INSTITUTION*

* Percentage who think that most or all people in these institutions are corrupt.

INSTITUTION	2019
President / Prime Minister	82%
Members of Parliament	79%
Government officials	66%
Local government officials	68%
Police	81%
Judges and Magistrates	74%
Religious leaders	27%
NGOs	35%
Business Executives	51%
Traditional leaders	43%



IS THE GOVERNMENT DOING A GOOD OR BAD JOB OF FIGHTING CORRUPTION?

	2019
Good	13%
Bad	80%
Don't know	7%
Refused to answer	0%

With more than 47,000 citizens surveyed in 35 countries, the **Global Corruption Barometer (GCB)** is the largest, most detailed public opinion survey of citizen views on corruption and bribery in Africa.

transparency.org/GCB10/africa
www.afrobarometer.org



GLOBAL CORRUPTION BAROMETER 10th EDITION

AFRICA 2019



ESWATINI

51%

Think corruption increased in the previous 12 months

38%

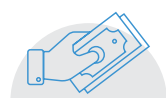
Think their government is doing a bad job of tackling corruption

17%

Of public service users paid a bribe in the previous 12 months

71%

Think that ordinary citizens can make a difference in the fight against corruption



BRIBERY RATES*

* Based on people who used these public services in the previous 12 months.

	2015	2019
Overall bribery rate	9%	17%
Public schools	4%	12%
Public clinics and health centers	1%	3%
IDs	12%	21%
Utilities	3%	7%
Police	3%	10%



HAS CORRUPTION LEVEL CHANGED IN THE PREVIOUS 12 MONTHS?

	2015	2019
Increased	66%	51%
Decreased	14%	21%
Stayed the same	13%	24%
Don't know	7%	4%
Refused to answer	0%	0%



CAN ORDINARY PEOPLE MAKE A DIFFERENCE IN THE FIGHT AGAINST CORRUPTION?

	2015	2019
Yes	59%	71%
No	35%	23%
Neither yes nor no	4%	3%
Don't know / refused to answer	2%	3%



CORRUPTION BY INSTITUTION*

* Percentage who think that most or all people in these institutions are corrupt.

INSTITUTION	2015	2019
President / Prime Minister	29%	24%
Members of Parliament	36%	21%
Government officials	45%	32%
Local government officials	25%	20%
Police	42%	30%
Judges and Magistrates	27%	15%
Religious leaders	20%	13%
NGOs	-	22%
Business Executives	54%	33%
Traditional leaders	22%	15%



IS THE GOVERNMENT DOING A GOOD OR BAD JOB OF FIGHTING CORRUPTION?

	2015	2019
Good	48%	54%
Bad	48%	38%
Don't know	4%	8%
Refused to answer	0%	0%

With more than 47,000 citizens surveyed in 35 countries, the **Global Corruption Barometer (GCB)** is the largest, most detailed public opinion survey of citizen views on corruption and bribery in Africa.

transparency.org/GCB10/africa
www.afrobarometer.org



GLOBAL CORRUPTION BAROMETER 10th EDITION

AFRICA 2019



GABON

80%

Think corruption increased in the previous 12 months

87%

Think their government is doing a bad job of tackling corruption

35%

Of public service users paid a bribe in the previous 12 months

57%

Think that ordinary citizens can make a difference in the fight against corruption



BRIBERY RATES*

* Based on people who used these public services in the previous 12 months.

	2015	2019
Overall bribery rate	35%	35%
Public schools	27%	23%
Public clinics and health centers	20%	23%
IDs	22%	20%
Utilities	42%	36%
Police	24%	21%



HAS CORRUPTION LEVEL CHANGED IN THE PREVIOUS 12 MONTHS?

	2015	2019
Increased	52%	80%
Decreased	19%	7%
Stayed the same	25%	12%
Don't know	3%	1%
Refused to answer	0%	0%



CAN ORDINARY PEOPLE MAKE A DIFFERENCE IN THE FIGHT AGAINST CORRUPTION?

	2015	2019
Yes	67%	57%
No	32%	41%
Neither yes nor no	0%	2%
Don't know / refused to answer	1%	1%



CORRUPTION BY INSTITUTION*

* Percentage who think that most or all people in these institutions are corrupt.

INSTITUTION	2015	2019
President / Prime Minister	63%	71%
Members of Parliament	57%	71%
Government officials	61%	75%
Local government officials	54%	64%
Police	63%	75%
Judges and Magistrates	50%	68%
Religious leaders	36%	45%
NGOs	-	40%
Business Executives	55%	54%
Traditional leaders	35%	44%



IS THE GOVERNMENT DOING A GOOD OR BAD JOB OF FIGHTING CORRUPTION?

	2015	2019
Good	14%	12%
Bad	86%	87%
Don't know	0%	2%
Refused to answer	0%	0%

With more than 47,000 citizens surveyed in 35 countries, the **Global Corruption Barometer (GCB)** is the largest, most detailed public opinion survey of citizen views on corruption and bribery in Africa.

transparency.org/GCB10/africa
www.afrobarometer.org



GLOBAL CORRUPTION BAROMETER 10th EDITION

AFRICA 2019



GAMBIA

32%

Think corruption increased in the previous 12 months

37%

Think their government is doing a bad job of tackling corruption

21%

Of public service users paid a bribe in the previous 12 months

66%

Think that ordinary citizens can make a difference in the fight against corruption



BRIBERY RATES*

* Based on people who used these public services in the previous 12 months.

	2019
Overall bribery rate	21%
Public schools	9%
Public clinics and health centers	8%
IDs	20%
Utilities	13%
Police	20%



HAS CORRUPTION LEVEL CHANGED IN THE PREVIOUS 12 MONTHS?

	2019
Increased	32%
Decreased	46%
Stayed the same	15%
Don't know	6%
Refused to answer	0%



CAN ORDINARY PEOPLE MAKE A DIFFERENCE IN THE FIGHT AGAINST CORRUPTION?

	2019
Yes	66%
No	26%
Neither yes nor no	6%
Don't know / refused to answer	2%



CORRUPTION BY INSTITUTION*

* Percentage who think that most or all people in these institutions are corrupt.

INSTITUTION	2019
President / Prime Minister	19%
Members of Parliament	15%
Government officials	23%
Local government officials	19%
Police	38%
Judges and Magistrates	25%
Religious leaders	11%
NGOs	17%
Business Executives	31%
Traditional leaders	15%



IS THE GOVERNMENT DOING A GOOD OR BAD JOB OF FIGHTING CORRUPTION?

	2019
Good	54%
Bad	37%
Don't know	8%
Refused to answer	1%

With more than 47,000 citizens surveyed in 35 countries, the **Global Corruption Barometer (GCB)** is the largest, most detailed public opinion survey of citizen views on corruption and bribery in Africa.

transparency.org/GCB10/africa
www.afrobarometer.org



GLOBAL CORRUPTION BAROMETER 10th EDITION

AFRICA 2019



GHANA

33%

Think corruption increased in the previous 12 months

30%

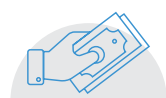
Think their government is doing a bad job of tackling corruption

33%

Of public service users paid a bribe in the previous 12 months

60%

Think that ordinary citizens can make a difference in the fight against corruption



BRIBERY RATES*

* Based on people who used these public services in the previous 12 months.

	2015	2019
Overall bribery rate	36%	33%
Public schools	24%	15%
Public clinics and health centers	17%	12%
IDs	38%	33%
Utilities	35%	23%
Police	58%	34%



HAS CORRUPTION LEVEL CHANGED IN THE PREVIOUS 12 MONTHS?

	2015	2019
Increased	76%	33%
Decreased	8%	36%
Stayed the same	9%	22%
Don't know	8%	9%
Refused to answer	0%	0%



CAN ORDINARY PEOPLE MAKE A DIFFERENCE IN THE FIGHT AGAINST CORRUPTION?

	2015	2019
Yes	53%	60%
No	36%	31%
Neither yes nor no	6%	4%
Don't know / refused to answer	4%	5%



CORRUPTION BY INSTITUTION*

* Percentage who think that most or all people in these institutions are corrupt.

INSTITUTION	2015	2019
President / Prime Minister	47%	27%
Members of Parliament	48%	32%
Government officials	53%	35%
Local government officials	43%	27%
Police	64%	59%
Judges and Magistrates	49%	38%
Religious leaders	25%	17%
NGOs	-	14%
Business Executives	44%	22%
Traditional leaders	37%	28%



IS THE GOVERNMENT DOING A GOOD OR BAD JOB OF FIGHTING CORRUPTION?

	2015	2019
Good	25%	60%
Bad	71%	30%
Don't know	4%	10%
Refused to answer	0%	0%

With more than 47,000 citizens surveyed in 35 countries, the **Global Corruption Barometer (GCB)** is the largest, most detailed public opinion survey of citizen views on corruption and bribery in Africa.

transparency.org/GCB10/africa
www.afrobarometer.org



GLOBAL CORRUPTION BAROMETER 10th EDITION

AFRICA 2019



GUINEA

62%

Think corruption increased in the previous 12 months

76%

Think their government is doing a bad job of tackling corruption

42%

Of public service users paid a bribe in the previous 12 months

45%

Think that ordinary citizens can make a difference in the fight against corruption



BRIBERY RATES*

* Based on people who used these public services in the previous 12 months.

	2015	2019
Overall bribery rate	35%	42%
Public schools	24%	23%
Public clinics and health centers	25%	23%
IDs	34%	47%
Utilities	26%	33%
Police	37%	61%



HAS CORRUPTION LEVEL CHANGED IN THE PREVIOUS 12 MONTHS?

	2015	2019
Increased	38%	62%
Decreased	42%	23%
Stayed the same	14%	11%
Don't know	7%	3%
Refused to answer	0%	0%



CAN ORDINARY PEOPLE MAKE A DIFFERENCE IN THE FIGHT AGAINST CORRUPTION?

	2015	2019
Yes	46%	45%
No	46%	48%
Neither yes nor no	1%	4%
Don't know / refused to answer	6%	3%



CORRUPTION BY INSTITUTION*

* Percentage who think that most or all people in these institutions are corrupt.

INSTITUTION	2015	2019
President / Prime Minister	32%	48%
Members of Parliament	24%	44%
Government officials	32%	51%
Local government officials	24%	42%
Police	38%	57%
Judges and Magistrates	38%	63%
Religious leaders	8%	11%
NGOs	-	22%
Business Executives	34%	56%
Traditional leaders	13%	16%



IS THE GOVERNMENT DOING A GOOD OR BAD JOB OF FIGHTING CORRUPTION?

	2015	2019
Good	33%	17%
Bad	61%	76%
Don't know	6%	7%
Refused to answer	0%	0%

With more than 47,000 citizens surveyed in 35 countries, the **Global Corruption Barometer (GCB)** is the largest, most detailed public opinion survey of citizen views on corruption and bribery in Africa.

transparency.org/GCB10/africa
www.afrobarometer.org



GLOBAL CORRUPTION BAROMETER 10th EDITION

AFRICA 2019



KENYA

67%

Think corruption increased in the previous 12 months

71%

Think their government is doing a bad job of tackling corruption

45%

Of public service users paid a bribe in the previous 12 months

54%

Think that ordinary citizens can make a difference in the fight against corruption



BRIBERY RATES*

* Based on people who used these public services in the previous 12 months.

	2015	2019
Overall bribery rate	37%	45%
Public schools	9%	14%
Public clinics and health centers	11%	18%
IDs	39%	38%
Utilities	20%	35%
Police	49%	48%



HAS CORRUPTION LEVEL CHANGED IN THE PREVIOUS 12 MONTHS?

	2015	2019
Increased	64%	67%
Decreased	18%	18%
Stayed the same	14%	10%
Don't know	4%	5%
Refused to answer	0%	0%



CAN ORDINARY PEOPLE MAKE A DIFFERENCE IN THE FIGHT AGAINST CORRUPTION?

	2015	2019
Yes	58%	54%
No	35%	36%
Neither yes nor no	6%	5%
Don't know / refused to answer	2%	5%



CORRUPTION BY INSTITUTION*

* Percentage who think that most or all people in these institutions are corrupt.

INSTITUTION	2015	2019
President / Prime Minister	27%	36%
Members of Parliament	45%	47%
Government officials	46%	47%
Local government officials	36%	45%
Police	75%	66%
Judges and Magistrates	33%	28%
Religious leaders	13%	12%
NGOs	-	16%
Business Executives	38%	31%
Traditional leaders	12%	14%



IS THE GOVERNMENT DOING A GOOD OR BAD JOB OF FIGHTING CORRUPTION?

	2015	2019
Good	27%	25%
Bad	70%	71%
Don't know	3%	4%
Refused to answer	0%	0%

With more than 47,000 citizens surveyed in 35 countries, the **Global Corruption Barometer (GCB)** is the largest, most detailed public opinion survey of citizen views on corruption and bribery in Africa.

transparency.org/GCB10/africa
www.afrobarometer.org



GLOBAL CORRUPTION BAROMETER 10th EDITION

AFRICA 2019



LESOTHO

39%

Think corruption increased in the previous 12 months

25%

Think their government is doing a bad job of tackling corruption

14%

Of public service users paid a bribe in the previous 12 months

65%

Think that ordinary citizens can make a difference in the fight against corruption



BRIBERY RATES*

* Based on people who used these public services in the previous 12 months.

	2015	2019
Overall bribery rate	5%	14%
Public schools	2%	4%
Public clinics and health centers	2%	5%
IDs	3%	6%
Utilities	4%	6%
Police	2%	14%



HAS CORRUPTION LEVEL CHANGED IN THE PREVIOUS 12 MONTHS?

	2015	2019
Increased	57%	39%
Decreased	26%	41%
Stayed the same	13%	17%
Don't know	4%	3%
Refused to answer	0%	0%



CAN ORDINARY PEOPLE MAKE A DIFFERENCE IN THE FIGHT AGAINST CORRUPTION?

	2015	2019
Yes	60%	65%
No	36%	30%
Neither yes nor no	2%	3%
Don't know / refused to answer	2%	2%



CORRUPTION BY INSTITUTION*

* Percentage who think that most or all people in these institutions are corrupt.

INSTITUTION	2015	2019
President / Prime Minister	17%	20%
Members of Parliament	19%	22%
Government officials	28%	28%
Local government officials	20%	16%
Police	38%	34%
Judges and Magistrates	16%	15%
Religious leaders	5%	9%
NGOs	-	8%
Business Executives	30%	10%
Traditional leaders	16%	16%



IS THE GOVERNMENT DOING A GOOD OR BAD JOB OF FIGHTING CORRUPTION?

	2015	2019
Good	47%	60%
Bad	41%	25%
Don't know	12%	14%
Refused to answer	0%	0%

With more than 47,000 citizens surveyed in 35 countries, the **Global Corruption Barometer (GCB)** is the largest, most detailed public opinion survey of citizen views on corruption and bribery in Africa.

transparency.org/GCB10/africa
www.afrobarometer.org



GLOBAL CORRUPTION BAROMETER 10th EDITION

AFRICA 2019



LIBERIA

47%

Think corruption increased in the previous 12 months

58%

Think their government is doing a bad job of tackling corruption

53%

Of public service users paid a bribe in the previous 12 months

52%

Think that ordinary citizens can make a difference in the fight against corruption



BRIBERY RATES*

* Based on people who used these public services in the previous 12 months.

	2015	2019
Overall bribery rate	69%	53%
Public schools	45%	40%
Public clinics and health centers	52%	43%
IDs	59%	22%
Utilities	56%	48%
Police	60%	42%



HAS CORRUPTION LEVEL CHANGED IN THE PREVIOUS 12 MONTHS?

	2015	2019
Increased	73%	47%
Decreased	6%	14%
Stayed the same	19%	38%
Don't know	2%	1%
Refused to answer	0%	0%



CAN ORDINARY PEOPLE MAKE A DIFFERENCE IN THE FIGHT AGAINST CORRUPTION?

	2015	2019
Yes	43%	52%
No	45%	46%
Neither yes nor no	7%	1%
Don't know / refused to answer	4%	1%



CORRUPTION BY INSTITUTION*

* Percentage who think that most or all people in these institutions are corrupt.

INSTITUTION	2015	2019
President / Prime Minister	63%	40%
Members of Parliament	68%	49%
Government officials	70%	49%
Local government officials	55%	39%
Police	77%	62%
Judges and Magistrates	56%	44%
Religious leaders	33%	18%
NGOs	-	26%
Business Executives	61%	48%
Traditional leaders	41%	28%



IS THE GOVERNMENT DOING A GOOD OR BAD JOB OF FIGHTING CORRUPTION?

	2015	2019
Good	18%	40%
Bad	81%	58%
Don't know	2%	3%
Refused to answer	0%	0%

With more than 47,000 citizens surveyed in 35 countries, the **Global Corruption Barometer (GCB)** is the largest, most detailed public opinion survey of citizen views on corruption and bribery in Africa.

transparency.org/GCB10/africa
www.afrobarometer.org



GLOBAL CORRUPTION BAROMETER 10th EDITION

AFRICA 2019



MADAGASCAR

76%

Think corruption increased in the previous 12 months

83%

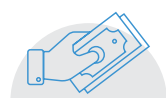
Think their government is doing a bad job of tackling corruption

27%

Of public service users paid a bribe in the previous 12 months

64%

Think that ordinary citizens can make a difference in the fight against corruption



BRIBERY RATES*

* Based on people who used these public services in the previous 12 months.

	2015	2019
Overall bribery rate	16%	27%
Public schools	6%	12%
Public clinics and health centers	9%	21%
IDs	12%	21%
Utilities	7%	14%
Police	24%	36%



HAS CORRUPTION LEVEL CHANGED IN THE PREVIOUS 12 MONTHS?

	2015	2019
Increased	73%	76%
Decreased	12%	10%
Stayed the same	14%	10%
Don't know	1%	4%
Refused to answer	0%	0%



CAN ORDINARY PEOPLE MAKE A DIFFERENCE IN THE FIGHT AGAINST CORRUPTION?

	2015	2019
Yes	70%	64%
No	21%	24%
Neither yes nor no	8%	9%
Don't know / refused to answer	0%	2%



CORRUPTION BY INSTITUTION*

* Percentage who think that most or all people in these institutions are corrupt.

INSTITUTION	2015	2019
President / Prime Minister	28%	33%
Members of Parliament	35%	31%
Government officials	35%	34%
Local government officials	13%	17%
Police	49%	44%
Judges and Magistrates	49%	39%
Religious leaders	4%	5%
NGOs	-	9%
Business Executives	32%	18%
Traditional leaders	3%	5%



IS THE GOVERNMENT DOING A GOOD OR BAD JOB OF FIGHTING CORRUPTION?

	2015	2019
Good	9%	10%
Bad	90%	83%
Don't know	1%	7%
Refused to answer	0%	0%

With more than 47,000 citizens surveyed in 35 countries, the **Global Corruption Barometer (GCB)** is the largest, most detailed public opinion survey of citizen views on corruption and bribery in Africa.

transparency.org/GCB10/africa
www.afrobarometer.org



GLOBAL CORRUPTION BAROMETER 10th EDITION

AFRICA 2019



MALAWI

72%

Think corruption increased in the previous 12 months

78%

Think their government is doing a bad job of tackling corruption

28%

Of public service users paid a bribe in the previous 12 months

48%

Think that ordinary citizens can make a difference in the fight against corruption



BRIBERY RATES*

* Based on people who used these public services in the previous 12 months.

	2015	2019
Overall bribery rate	13%	28%
Public schools	12%	57%
Public clinics and health centers	6%	7%
IDs	3%	28%
Utilities	11%	9%
Police	28%	22%



HAS CORRUPTION LEVEL CHANGED IN THE PREVIOUS 12 MONTHS?

	2015	2019
Increased	72%	72%
Decreased	14%	14%
Stayed the same	9%	11%
Don't know	5%	3%
Refused to answer	0%	0%



CAN ORDINARY PEOPLE MAKE A DIFFERENCE IN THE FIGHT AGAINST CORRUPTION?

	2015	2019
Yes	64%	48%
No	32%	47%
Neither yes nor no	2%	3%
Don't know / refused to answer	2%	2%



CORRUPTION BY INSTITUTION*

* Percentage who think that most or all people in these institutions are corrupt.

INSTITUTION	2015	2019
President / Prime Minister	43%	47%
Members of Parliament	27%	43%
Government officials	35%	44%
Local government officials	0%	42%
Police	39%	54%
Judges and Magistrates	22%	41%
Religious leaders	15%	22%
NGOs	-	34%
Business Executives	35%	47%
Traditional leaders	30%	42%



IS THE GOVERNMENT DOING A GOOD OR BAD JOB OF FIGHTING CORRUPTION?

	2015	2019
Good	28%	19%
Bad	69%	78%
Don't know	3%	3%
Refused to answer	0%	0%

With more than 47,000 citizens surveyed in 35 countries, the **Global Corruption Barometer (GCB)** is the largest, most detailed public opinion survey of citizen views on corruption and bribery in Africa.

transparency.org/GCB10/africa
www.afrobarometer.org



GLOBAL CORRUPTION BAROMETER 10th EDITION

AFRICA 2019



MALI

60%

Think corruption increased in the previous 12 months

71%

Think their government is doing a bad job of tackling corruption

21%

Of public service users paid a bribe in the previous 12 months

41%

Think that ordinary citizens can make a difference in the fight against corruption



BRIBERY RATES*

* Based on people who used these public services in the previous 12 months.

	2015	2019
Overall bribery rate	18%	21%
Public schools	7%	6%
Public clinics and health centers	8%	7%
IDs	22%	20%
Utilities	10%	12%
Police	35%	39%



HAS CORRUPTION LEVEL CHANGED IN THE PREVIOUS 12 MONTHS?

	2015	2019
Increased	31%	60%
Decreased	50%	27%
Stayed the same	18%	12%
Don't know	1%	2%
Refused to answer	0%	0%



CAN ORDINARY PEOPLE MAKE A DIFFERENCE IN THE FIGHT AGAINST CORRUPTION?

	2015	2019
Yes	50%	41%
No	48%	56%
Neither yes nor no	2%	2%
Don't know / refused to answer	0%	1%



CORRUPTION BY INSTITUTION*

* Percentage who think that most or all people in these institutions are corrupt.

INSTITUTION	2015	2019
President / Prime Minister	35%	48%
Members of Parliament	36%	47%
Government officials	43%	49%
Local government officials	44%	41%
Police	53%	55%
Judges and Magistrates	56%	59%
Religious leaders	13%	14%
NGOs	-	20%
Business Executives	70%	58%
Traditional leaders	13%	14%



IS THE GOVERNMENT DOING A GOOD OR BAD JOB OF FIGHTING CORRUPTION?

	2015	2019
Good	43%	26%
Bad	56%	71%
Don't know	1%	3%
Refused to answer	0%	0%

With more than 47,000 citizens surveyed in 35 countries, the **Global Corruption Barometer (GCB)** is the largest, most detailed public opinion survey of citizen views on corruption and bribery in Africa.

transparency.org/GCB10/africa
www.afrobarometer.org



GLOBAL CORRUPTION BAROMETER 10th EDITION

AFRICA 2019



MAURITIUS

61%

Think corruption increased in the previous 12 months

62%

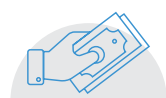
Think their government is doing a bad job of tackling corruption

5%

Of public service users paid a bribe in the previous 12 months

47%

Think that ordinary citizens can make a difference in the fight against corruption



BRIBERY RATES*

* Based on people who used these public services in the previous 12 months.

	2015	2019
Overall bribery rate	1%	5%
Public schools	0%	1%
Public clinics and health centers	0%	2%
IDs	0%	2%
Utilities	2%	3%
Police	5%	5%



HAS CORRUPTION LEVEL CHANGED IN THE PREVIOUS 12 MONTHS?

	2015	2019
Increased	69%	61%
Decreased	7%	11%
Stayed the same	21%	23%
Don't know	3%	6%
Refused to answer	0%	0%



CAN ORDINARY PEOPLE MAKE A DIFFERENCE IN THE FIGHT AGAINST CORRUPTION?

	2015	2019
Yes	56%	47%
No	34%	31%
Neither yes nor no	7%	14%
Don't know / refused to answer	3%	8%



CORRUPTION BY INSTITUTION*

* Percentage who think that most or all people in these institutions are corrupt.

INSTITUTION	2015	2019
President / Prime Minister	16%	22%
Members of Parliament	19%	23%
Government officials	16%	14%
Local government officials	15%	18%
Police	22%	19%
Judges and Magistrates	9%	13%
Religious leaders	11%	8%
NGOs	-	12%
Business Executives	22%	18%
Traditional leaders	-	-



IS THE GOVERNMENT DOING A GOOD OR BAD JOB OF FIGHTING CORRUPTION?

	2015	2019
Good	25%	32%
Bad	71%	62%
Don't know	4%	5%
Refused to answer	0%	0%

With more than 47,000 citizens surveyed in 35 countries, the **Global Corruption Barometer (GCB)** is the largest, most detailed public opinion survey of citizen views on corruption and bribery in Africa.

transparency.org/GCB10/africa
www.afrobarometer.org



GLOBAL CORRUPTION BAROMETER 10th EDITION

AFRICA 2019



MOROCCO

53%

Think corruption increased in the previous 12 months

74%

Think their government is doing a bad job of tackling corruption

31%

Of public service users paid a bribe in the previous 12 months

49%

Think that ordinary citizens can make a difference in the fight against corruption



BRIBERY RATES*

* Based on people who used these public services in the previous 12 months.

	2015	2019
Overall bribery rate	48%	31%
Public schools	13%	6%
Public clinics and health centers	38%	32%
IDs	33%	18%
Utilities	29%	13%
Police	39%	31%



HAS CORRUPTION LEVEL CHANGED IN THE PREVIOUS 12 MONTHS?

	2015	2019
Increased	26%	53%
Decreased	24%	12%
Stayed the same	42%	26%
Don't know	7%	9%
Refused to answer	0%	0%



CAN ORDINARY PEOPLE MAKE A DIFFERENCE IN THE FIGHT AGAINST CORRUPTION?

	2015	2019
Yes	50%	49%
No	25%	24%
Neither yes nor no	18%	15%
Don't know / refused to answer	7%	12%



CORRUPTION BY INSTITUTION*

* Percentage who think that most or all people in these institutions are corrupt.

INSTITUTION	2015	2019
President / Prime Minister	20%	39%
Members of Parliament	36%	41%
Government officials	35%	37%
Local government officials	39%	38%
Police	34%	24%
Judges and Magistrates	34%	26%
Religious leaders	10%	11%
NGOs	-	22%
Business Executives	34%	28%
Traditional leaders	21%	26%



IS THE GOVERNMENT DOING A GOOD OR BAD JOB OF FIGHTING CORRUPTION?

	2015	2019
Good	30%	13%
Bad	64%	74%
Don't know	6%	13%
Refused to answer	0%	0%

With more than 47,000 citizens surveyed in 35 countries, the **Global Corruption Barometer (GCB)** is the largest, most detailed public opinion survey of citizen views on corruption and bribery in Africa.

transparency.org/GCB10/africa
www.afrobarometer.org



GLOBAL CORRUPTION BAROMETER 10th EDITION

AFRICA 2019



MOZAMBIQUE

49%

Think corruption increased in the previous 12 months

50%

Think their government is doing a bad job of tackling corruption

35%

Of public service users paid a bribe in the previous 12 months

54%

Think that ordinary citizens can make a difference in the fight against corruption



BRIBERY RATES*

* Based on people who used these public services in the previous 12 months.

	2015	2019
Overall bribery rate	34%	35%
Public schools	26%	22%
Public clinics and health centers	23%	17%
IDs	27%	17%
Utilities	39%	32%
Police	40%	28%



HAS CORRUPTION LEVEL CHANGED IN THE PREVIOUS 12 MONTHS?

	2015	2019
Increased	48%	49%
Decreased	20%	19%
Stayed the same	18%	19%
Don't know	14%	13%
Refused to answer	0%	1%



CAN ORDINARY PEOPLE MAKE A DIFFERENCE IN THE FIGHT AGAINST CORRUPTION?

	2015	2019
Yes	49%	54%
No	30%	24%
Neither yes nor no	10%	8%
Don't know / refused to answer	12%	14%



CORRUPTION BY INSTITUTION*

* Percentage who think that most or all people in these institutions are corrupt.

INSTITUTION	2015	2019
President / Prime Minister	18%	23%
Members of Parliament	23%	24%
Government officials	33%	37%
Local government officials	30%	27%
Police	43%	47%
Judges and Magistrates	27%	28%
Religious leaders	18%	22%
NGOs	-	26%
Business Executives	33%	28%
Traditional leaders	21%	-



IS THE GOVERNMENT DOING A GOOD OR BAD JOB OF FIGHTING CORRUPTION?

	2015	2019
Good	36%	37%
Bad	49%	50%
Don't know	15%	12%
Refused to answer	0%	1%

With more than 47,000 citizens surveyed in 35 countries, the **Global Corruption Barometer (GCB)** is the largest, most detailed public opinion survey of citizen views on corruption and bribery in Africa.

transparency.org/GCB10/africa
www.afrobarometer.org



GLOBAL CORRUPTION BAROMETER 10th EDITION

AFRICA 2019



NAMIBIA

78%

Think corruption increased in the previous 12 months

65%

Think their government is doing a bad job of tackling corruption

11%

Of public service users paid a bribe in the previous 12 months

56%

Think that ordinary citizens can make a difference in the fight against corruption



BRIBERY RATES*

* Based on people who used these public services in the previous 12 months.

	2015	2019
Overall bribery rate	7%	11%
Public schools	3%	7%
Public clinics and health centers	2%	4%
IDs	5%	9%
Utilities	3%	8%
Police	2%	8%



HAS CORRUPTION LEVEL CHANGED IN THE PREVIOUS 12 MONTHS?

	2015	2019
Increased	63%	78%
Decreased	18%	9%
Stayed the same	18%	11%
Don't know	1%	2%
Refused to answer	0%	0%



CAN ORDINARY PEOPLE MAKE A DIFFERENCE IN THE FIGHT AGAINST CORRUPTION?

	2015	2019
Yes	69%	56%
No	24%	35%
Neither yes nor no	6%	7%
Don't know / refused to answer	1%	2%



CORRUPTION BY INSTITUTION*

* Percentage who think that most or all people in these institutions are corrupt.

INSTITUTION	2015	2019
President / Prime Minister	17%	27%
Members of Parliament	20%	28%
Government officials	37%	42%
Local government officials	26%	30%
Police	40%	42%
Judges and Magistrates	28%	26%
Religious leaders	19%	19%
NGOs	-	24%
Business Executives	45%	40%
Traditional leaders	22%	22%



IS THE GOVERNMENT DOING A GOOD OR BAD JOB OF FIGHTING CORRUPTION?

	2015	2019
Good	34%	33%
Bad	65%	65%
Don't know	0%	2%
Refused to answer	0%	0%

With more than 47,000 citizens surveyed in 35 countries, the **Global Corruption Barometer (GCB)** is the largest, most detailed public opinion survey of citizen views on corruption and bribery in Africa.

transparency.org/GCB10/africa
www.afrobarometer.org



GLOBAL CORRUPTION BAROMETER 10th EDITION

AFRICA 2019



NIGER

62%

Think corruption increased in the previous 12 months

57%

Think their government is doing a bad job of tackling corruption

23%

Of public service users paid a bribe in the previous 12 months

26%

Think that ordinary citizens can make a difference in the fight against corruption



BRIBERY RATES*

* Based on people who used these public services in the previous 12 months.

	2015	2019
Overall bribery rate	10%	23%
Public schools	4%	7%
Public clinics and health centers	5%	10%
IDs	9%	19%
Utilities	2%	14%
Police	16%	40%



HAS CORRUPTION LEVEL CHANGED IN THE PREVIOUS 12 MONTHS?

	2015	2019
Increased	44%	62%
Decreased	32%	22%
Stayed the same	14%	11%
Don't know	10%	5%
Refused to answer	0%	0%



CAN ORDINARY PEOPLE MAKE A DIFFERENCE IN THE FIGHT AGAINST CORRUPTION?

	2015	2019
Yes	42%	26%
No	50%	70%
Neither yes nor no	5%	3%
Don't know / refused to answer	3%	1%



CORRUPTION BY INSTITUTION*

* Percentage who think that most or all people in these institutions are corrupt.

INSTITUTION	2015	2019
President / Prime Minister	22%	27%
Members of Parliament	24%	31%
Government officials	23%	32%
Local government officials	29%	24%
Police	27%	33%
Judges and Magistrates	23%	27%
Religious leaders	13%	12%
NGOs	-	13%
Business Executives	46%	37%
Traditional leaders	21%	19%



IS THE GOVERNMENT DOING A GOOD OR BAD JOB OF FIGHTING CORRUPTION?

	2015	2019
Good	46%	30%
Bad	47%	57%
Don't know	8%	13%
Refused to answer	0%	0%

With more than 47,000 citizens surveyed in 35 countries, the **Global Corruption Barometer (GCB)** is the largest, most detailed public opinion survey of citizen views on corruption and bribery in Africa.

transparency.org/GCB10/africa
www.afrobarometer.org



GLOBAL CORRUPTION BAROMETER 10th EDITION

AFRICA 2019



NIGERIA

43%

Think corruption increased in the previous 12 months

40%

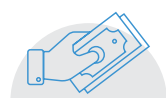
Think their government is doing a bad job of tackling corruption

44%

Of public service users paid a bribe in the previous 12 months

54%

Think that ordinary citizens can make a difference in the fight against corruption



BRIBERY RATES*

* Based on people who used these public services in the previous 12 months.

	2015	2019
Overall bribery rate	43%	44%
Public schools	25%	32%
Public clinics and health centers	24%	20%
IDs	32%	38%
Utilities	35%	34%
Police	45%	47%



HAS CORRUPTION LEVEL CHANGED IN THE PREVIOUS 12 MONTHS?

	2015	2019
Increased	75%	43%
Decreased	8%	43%
Stayed the same	16%	14%
Don't know	1%	0%
Refused to answer	0%	0%



CAN ORDINARY PEOPLE MAKE A DIFFERENCE IN THE FIGHT AGAINST CORRUPTION?

	2015	2019
Yes	39%	54%
No	45%	41%
Neither yes nor no	14%	4%
Don't know / refused to answer	2%	1%



CORRUPTION BY INSTITUTION*

* Percentage who think that most or all people in these institutions are corrupt.

INSTITUTION	2015	2019
President / Prime Minister	54%	43%
Members of Parliament	61%	60%
Government officials	63%	54%
Local government officials	58%	55%
Police	72%	69%
Judges and Magistrates	45%	51%
Religious leaders	28%	20%
NGOs	-	40%
Business Executives	45%	44%
Traditional leaders	36%	35%



IS THE GOVERNMENT DOING A GOOD OR BAD JOB OF FIGHTING CORRUPTION?

	2015	2019
Good	22%	59%
Bad	78%	40%
Don't know	1%	1%
Refused to answer	0%	0%

With more than 47,000 citizens surveyed in 35 countries, the **Global Corruption Barometer (GCB)** is the largest, most detailed public opinion survey of citizen views on corruption and bribery in Africa.

transparency.org/GCB10/africa
www.afrobarometer.org



GLOBAL CORRUPTION BAROMETER 10th EDITION

AFRICA 2019



SÃO TOMÉ AND PRÍNCIPE

56%

Think corruption increased in the previous 12 months

58%

Think their government is doing a bad job of tackling corruption

16%

Of public service users paid a bribe in the previous 12 months

54%

Think that ordinary citizens can make a difference in the fight against corruption



BRIBERY RATES*

* Based on people who used these public services in the previous 12 months.

	2015	2019
Overall bribery rate	23%	16%
Public schools	18%	3%
Public clinics and health centers	17%	4%
IDs	18%	9%
Utilities	11%	12%
Police	26%	13%



HAS CORRUPTION LEVEL CHANGED IN THE PREVIOUS 12 MONTHS?

	2015	2019
Increased	40%	56%
Decreased	29%	20%
Stayed the same	18%	16%
Don't know	13%	7%
Refused to answer	0%	1%



CAN ORDINARY PEOPLE MAKE A DIFFERENCE IN THE FIGHT AGAINST CORRUPTION?

	2015	2019
Yes	50%	54%
No	32%	36%
Neither yes nor no	4%	5%
Don't know / refused to answer	13%	5%



CORRUPTION BY INSTITUTION*

* Percentage who think that most or all people in these institutions are corrupt.

INSTITUTION	2015	2019
President / Prime Minister	18%	21%
Members of Parliament	16%	22%
Government officials	19%	16%
Local government officials	16%	19%
Police	28%	26%
Judges and Magistrates	26%	22%
Religious leaders	10%	9%
NGOs	-	6%
Business Executives	24%	14%
Traditional leaders	-	-



IS THE GOVERNMENT DOING A GOOD OR BAD JOB OF FIGHTING CORRUPTION?

	2015	2019
Good	40%	31%
Bad	45%	58%
Don't know	14%	11%
Refused to answer	0%	1%

With more than 47,000 citizens surveyed in 35 countries, the **Global Corruption Barometer (GCB)** is the largest, most detailed public opinion survey of citizen views on corruption and bribery in Africa.

transparency.org/GCB10/africa
www.afrobarometer.org



GLOBAL CORRUPTION BAROMETER 10th EDITION

AFRICA 2019



SENEGAL

43%

Think corruption increased in the previous 12 months

53%

Think their government is doing a bad job of tackling corruption

15%

Of public service users paid a bribe in the previous 12 months

52%

Think that ordinary citizens can make a difference in the fight against corruption



BRIBERY RATES*

* Based on people who used these public services in the previous 12 months.

	2015	2019
Overall bribery rate	8%	15%
Public schools	3%	6%
Public clinics and health centers	3%	7%
IDs	8%	8%
Utilities	4%	10%
Police	5%	16%



HAS CORRUPTION LEVEL CHANGED IN THE PREVIOUS 12 MONTHS?

	2015	2019
Increased	34%	43%
Decreased	43%	29%
Stayed the same	14%	16%
Don't know	9%	11%
Refused to answer	0%	0%



CAN ORDINARY PEOPLE MAKE A DIFFERENCE IN THE FIGHT AGAINST CORRUPTION?

	2015	2019
Yes	49%	52%
No	43%	40%
Neither yes nor no	3%	1%
Don't know / refused to answer	5%	7%



CORRUPTION BY INSTITUTION*

* Percentage who think that most or all people in these institutions are corrupt.

INSTITUTION	2015	2019
President / Prime Minister	22%	23%
Members of Parliament	24%	24%
Government officials	24%	26%
Local government officials	24%	23%
Police	31%	29%
Judges and Magistrates	24%	24%
Religious leaders	7%	8%
NGOs	-	12%
Business Executives	38%	28%
Traditional leaders	8%	9%



IS THE GOVERNMENT DOING A GOOD OR BAD JOB OF FIGHTING CORRUPTION?

	2015	2019
Good	47%	32%
Bad	46%	53%
Don't know	7%	15%
Refused to answer	0%	0%

With more than 47,000 citizens surveyed in 35 countries, the **Global Corruption Barometer (GCB)** is the largest, most detailed public opinion survey of citizen views on corruption and bribery in Africa.

transparency.org/GCB10/africa
www.afrobarometer.org

