

**GLOBAL CORRUPTION BAROMETER  
LATIN AMERICA & THE CARIBBEAN 2019**

# **CITIZENS' VIEWS AND EXPERIENCES OF CORRUPTION**

---



**Transparency International is a global movement with one vision: a world in which government, business, civil society and the daily lives of people are free of corruption. With more than 100 chapters worldwide and an international secretariat in Berlin, we are leading the fight against corruption to turn this vision into reality.**

**[www.transparency.org](http://www.transparency.org)**

Authors: Coralie Pring, Jon Vrushi  
Contributors: Dr. Caryn Peiffer  
Designer: Sophie Everett | [sophieeverett.com.au](http://sophieeverett.com.au)  
Cover image: Augusto Zambonato | [augustozambonato.com](http://augustozambonato.com)

Every effort has been made to verify the accuracy of the information contained in this report. All information was believed to be correct as of September 2019. Nevertheless, Transparency International cannot accept responsibility for the consequences of its use for other purposes or in other contexts.

ISBN: 978-3-96076-126-6

2019 Transparency International. Except where otherwise noted, this work is licensed under CC BY-ND 4.0 DE. Quotation permitted. Please contact Transparency International – [copyright@transparency.org](mailto:copyright@transparency.org) – regarding derivatives requests.



# GLOBAL CORRUPTION BAROMETER LATIN AMERICA & THE CARIBBEAN 2019

## TABLE OF CONTENTS

### 2-7

#### Executive summary

The survey  
Key findings  
Recommendations

### 8-15

#### What do citizens think about corruption?

Corruption on the rise  
Government corruption is a problem  
Low trust in government, courts and police  
Governments not doing enough  
Presidents, prime ministers and parliamentarians seen as most corrupt

### 16-19

#### How are citizens affected by corruption?

One in five citizens pays bribes  
Police have highest bribery rate  
Why people pay bribes  
Age matters

### 20-23

#### Women and corruption

Sextortion

### 24-27

#### Political integrity

### 28-31

#### Taking action

Citizens can help stop corruption  
Retaliation and lack of action are the biggest hurdles  
Do citizens know their rights?

### 32

#### Conclusion

### 33-34

#### Methodology

Weighting

### 35-53

#### Country cards

### 54-56

#### Endnotes

# EXECUTIVE SUMMARY

In the last five years, momentum has been building against corruption in Latin America and the Caribbean. High-level politicians were found guilty of corruption in Guatemala and Brazil, and a wave of legal action against the perpetrators of grand corruption swept across the continent, including the Lava Jato investigation, or “Operation Car Wash”, in Brazil. This presents a real opportunity for anti-corruption in the region.



photo: iStock.com / FernandoPodolski



However, this 10th edition of the *Global Corruption Barometer – Latin America and the Caribbean* shows that most citizens think their governments are not doing enough to tackle corruption and that corruption levels have increased in the past 12 months across the region.

Corruption hinders economic growth and the delivery of public services. In some cases, corruption even deprives people of their human rights and dignity, like when citizens are coerced to provide sexual favours in exchange for public services, such as health and education – a practice known as sexual extortion or “sextortion”.

A lack of political integrity risks undermining democratic foundations in many Latin American and Caribbean countries. This can be seen in the abuse of electoral processes, such as vote-buying

and the spread of fake news, and in the weakening of political institutions. A growing distrust and disappointment in government has contributed to increasing anti-corruption sentiment across the region, but this is empowering populist leaders who frequently make matters worse.

Despite these challenges, people are overwhelmingly positive in their desire to make a difference in the fight against corruption. Ultimately, people have the right to report corruption, demand that politicians act with integrity, and seize opportunities to actively shape the decisions and processes which affect their lives, families and communities.

## The survey

The *Global Corruption Barometer – Latin America and the Caribbean*, published by Transparency International, presents the largest, most detailed set of public opinion data on citizens' views on corruption and their direct experiences of bribery in Latin America and the Caribbean.

Between January and March 2019, the Global Corruption Barometer (GCB) surveyed more than 17,000 citizens in 18 countries across the region.

The results show that **more than half of all citizens think corruption is getting worse in**

**their country and that their government is doing a bad job at tackling it.**

The GCB found more than one in five people who accessed public services, such as water and electricity, paid a bribe in the preceding year. This equates to approximately 56 million citizens in the 18 countries surveyed.

The GCB also reveals that corruption is hitting some of the most vulnerable people the hardest; women are more likely to pay bribes for health services and public school education. Furthermore, for the first time, the GCB sheds light on sexual

extortion, or sextortion, one of the most significant forms of gendered corruption.

The data also highlights vote-buying, threats of retaliation if citizens don't vote a certain way, and the spread of fake news.

Despite this, the GCB raises hope for positive change. Seventy-seven per cent of people think that citizens can help stop corruption.

## ABOUT THE SURVEY



CONDUCTED FROM  
**JANUARY - MARCH 2019**



**18**  
COUNTRIES SURVEYED



**17,000+**  
PEOPLE AGED 18+ TOOK PART



**IPSOS PERU, MARKET RESEARCH SERVICES AND PUBLIC DOMAIN**  
FIELDLED THE SURVEY



**NATIONALLY REPRESENTATIVE**  
FACE-TO-FACE IN 17 COUNTRIES,  
BY TELEPHONE IN ONE COUNTRY<sup>1</sup>

## KEY FINDINGS

---

### 01

#### **Corruption is on the rise**

More than half (53 per cent) of all citizens think that corruption increased in the previous 12 months. Only 16 per cent think it declined.

### 02

#### **Governments are not doing enough**

Only 39 per cent of citizens think their government is doing a good job at fighting corruption, while over half (57 per cent) think their government is performing badly.

### 03

#### **Presidents, prime ministers and parliamentarians are seen as most corrupt**

More than half of people think most or all elected politicians and their officials are corrupt and favour private over public interests.

---

### 04

#### **Bribery is a regular occurrence for many**

More than one in five citizens who accessed public services, such as health care and education, paid a bribe in the previous year.

### 05

#### **Sexual extortion is a major issue**

One in five citizens experiences sexual extortion – or sextortion – when accessing a government service, or knows someone who has.

### 06

#### **Political integrity is lacking, especially around elections**

One in four citizens was offered bribes in exchange for votes in the past five years.

---

### 07

#### **Despite fears of retaliation, citizens can make a difference**

Seventy-seven per cent of citizens believe that ordinary people can make a difference in the fight against corruption.

## Recommendations

The ever-changing political environment in Latin America and the Caribbean, together with the high-profile corruption

scandals that shook the region in recent years, remind us that now, more than ever, leaders need to fight corruption and strengthen democracy. Key measures include:

### 1. ADVOCATE FOR STRONGER POLITICAL INTEGRITY, ESPECIALLY AROUND ELECTIONS

---

Governments should ensure a transparent environment for elections, enforce sanctions against vote-buying and uphold and reform campaign finance regulations. In addition, governments and businesses should tackle fake news by reducing the economic incentives for producing it and by supporting fact-based journalism.

### 2. IMPROVE TRANSPARENCY OF POLITICAL FINANCE

---

Governments should establish regulations; ensure disclosure of incomes, spending, assets and loans of political parties or candidates on an ongoing basis; and ensure all information is published in a single online portal, in open data format.

### 3. REDUCE ENABLERS OF BRIBERY, ESPECIALLY IN PUBLIC SERVICES

---

Governments should make public services more efficient, invest in user-friendly online platforms to access services and streamline bureaucratic processes.

### 4. STRENGTHEN JUDICIAL INSTITUTIONS

---

Governments must promote non-political and independent judicial appointments; improve the well-being of judicial staff, judges and law-enforcement officials; and create transparent criteria for case assignments.

### 5. EMPOWER INDIVIDUALS, CIVIL SOCIETY AND MEDIA TO REPORT CORRUPTION

---

Governments should engage civil society and create a safe and enabling environment for NGOs and media to monitor and report corruption. Countries must adopt and enforce comprehensive legislation to protect whistleblowers, based on prevailing international standards.

### 6. RECOGNISE AND ADDRESS SPECIFIC GENDERED FORMS OF CORRUPTION

---

Governments should recognise sexual extortion as a form of corruption and take measures to reduce the culture of shaming and victim blaming that discourages women from reporting abuses. Justice systems should have the right tools to address sextortion cases and create safe, accountable, accessible and, most importantly, gender-sensitive reporting mechanisms.



## 7. IMPLEMENT THE LIMA COMMITMENT

---

Governments must implement and publicly report on progress towards the Lima Commitment adopted at the VIII Summit of the Americas, which outlines 57 actions to strengthen democratic governance against corruption.

photo: iStock.com / rchphoto

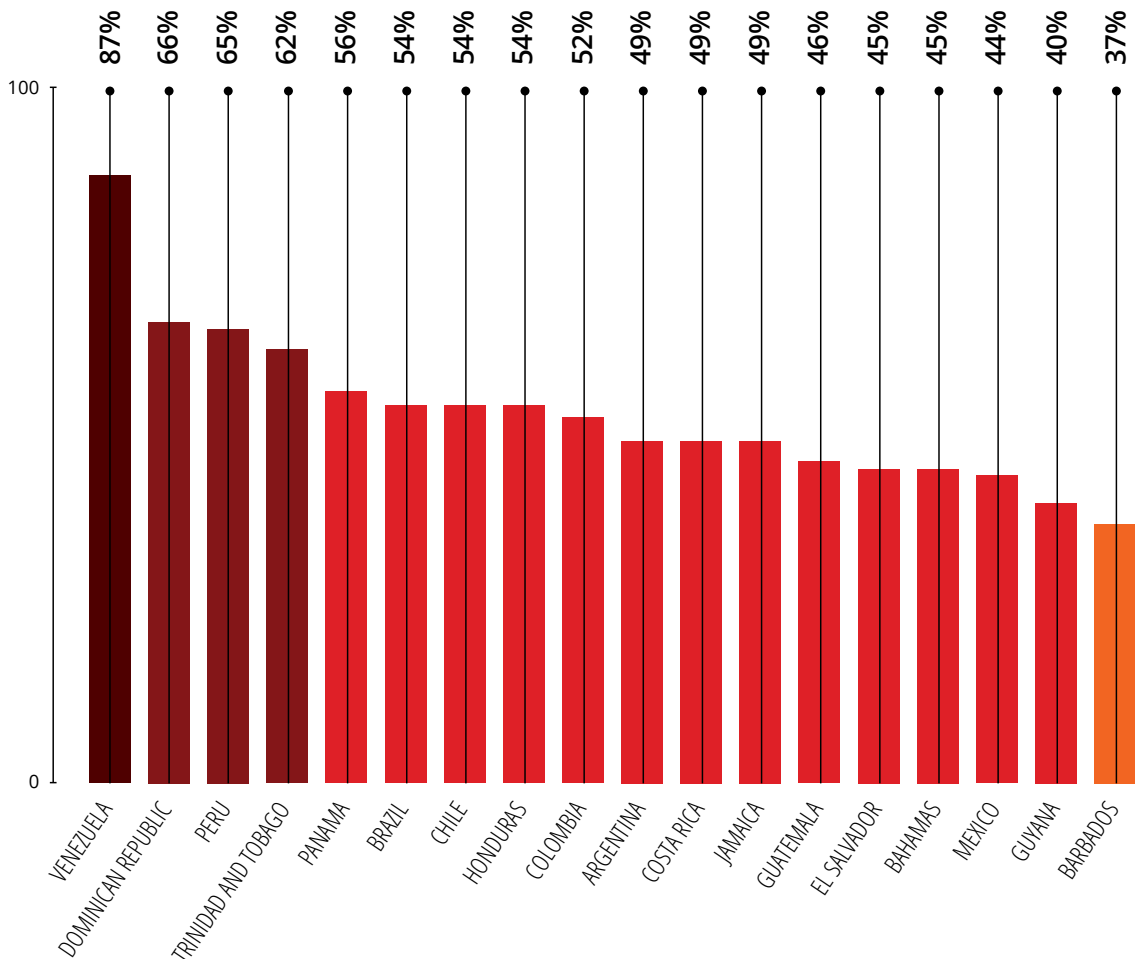


# WHAT DO CITIZENS THINK ABOUT CORRUPTION?

We asked people what they thought about the state of corruption in their country – how prevalent it is, whether it is rising or declining and whether their government is doing enough to control it. Here’s what we found.

## CORRUPTION ON THE RISE, BY COUNTRY

Percentage of people who think corruption increased in the previous 12 months<sup>2</sup>




## Corruption on the rise


A majority of Latin American and Caribbean citizens (53 per cent) think corruption increased in their country in the previous 12 months, while far fewer think it declined (16 per cent).

In Venezuela, an overwhelming number of citizens (87 per cent) think corruption increased – the highest percentage in the region. Most citizens in the Dominican Republic and Peru also think that corruption increased (66 per cent and 65 per cent respectively).

Unfortunately, in no country does a majority of citizens think that corruption is decreasing. Only in Guyana do we see a sizeable proportion of citizens (40 per cent) reporting decreasing corruption, although 40 per cent of Guyanese also think it is increasing.

53% 

**OF PEOPLE THINK  
CORRUPTION INCREASED  
IN THE PREVIOUS 12 MONTHS**

16% 

**THINK CORRUPTION  
DECREASED**

29% 

**THINK CORRUPTION  
STAYED THE SAME**

## Country in focus: Dominican Republic

Many citizens think corruption is on the rise in the Dominican Republic, with recent research confirming their perception. *Participación Ciudadana*, Transparency International's chapter in the Dominican Republic, published several reports, including *Twenty Years of Impunity*<sup>3</sup> and *Corruption without Punishment*,<sup>4</sup> which highlight that more than 300 cases of corruption between 1983 and 2013, were followed by only one conviction.

The Lava Jato scandal is a powerful example of such impunity. The Brazilian company, Odebrecht, confessed to paying approximately US\$92 million in bribes in the Dominican Republic alone,<sup>5</sup> and dedicated an entire department to managing bribes there and in 11 other countries.<sup>6</sup> The company also admitted to inflating the value of several construction contracts, many of which were two to three times higher than the original quotes.<sup>7</sup>

Despite these admissions, the government reached an agreement with Odebrecht that allowed the company to continue operating in the Dominican Republic in exchange for a fine.<sup>8</sup> The prosecution argued a case that implicated only six people<sup>9</sup> and excluded some of the largest construction contracts.<sup>10</sup>

To date, no one has been held accountable for Lava Jato in the Dominican Republic. The government has yet to question those convicted of the scandal in Brazil or investigate campaign financing from Odebrecht.

### Government corruption is a problem

When asked whether corruption in government is a problem in their country, an overwhelming majority of people in the region (85 per cent) said corruption is a big problem. Only 13 per cent said corruption is no problem or a small problem.

Peru and Colombia have the highest percentage of citizens who consider government corruption to be a big problem in their country (96 and 94 per cent respectively).

85%

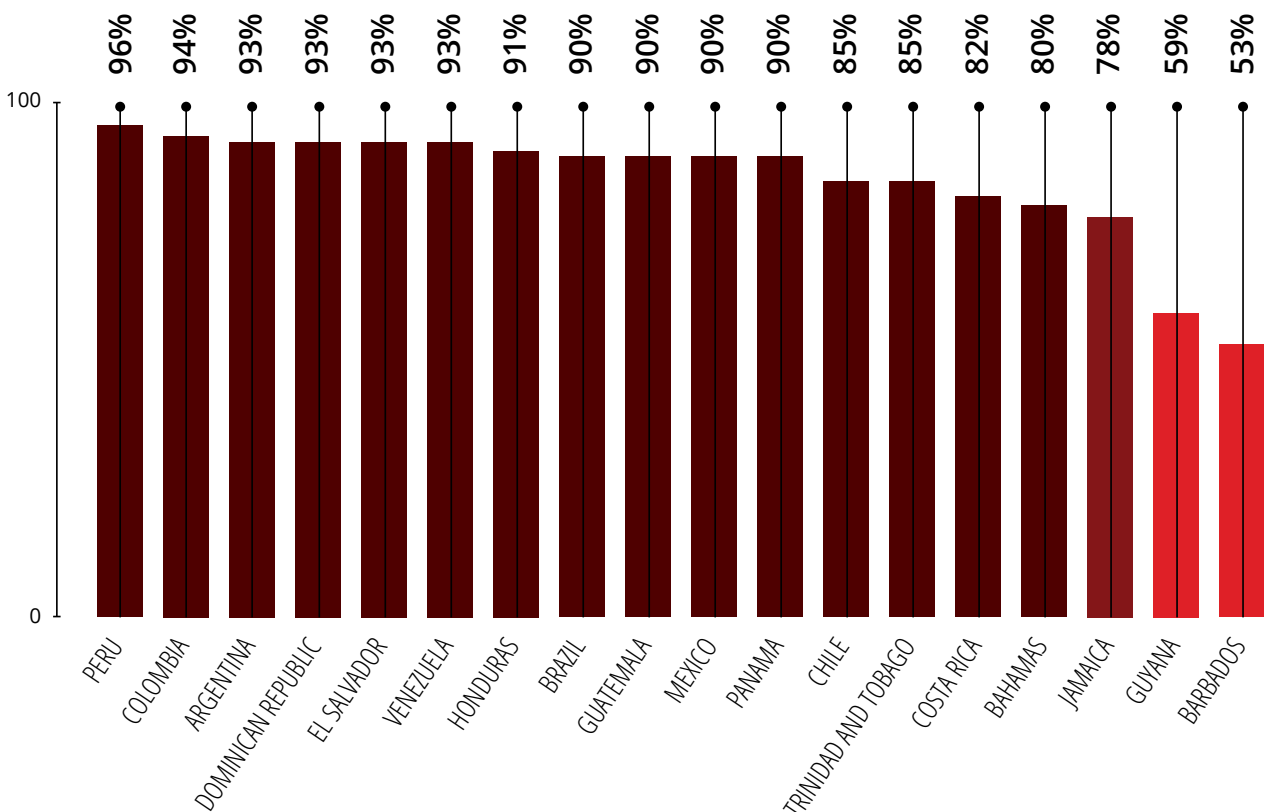
THINK GOVERNMENT CORRUPTION IS A BIG PROBLEM

13%

THINK GOVERNMENT CORRUPTION IS NO PROBLEM OR A SMALL PROBLEM

## GOVERNMENT CORRUPTION, BY COUNTRY

Percentage of people who think corruption in government is a big problem<sup>11</sup>



## Low trust in government, courts and police

Corruption contributes to the erosion of citizens' trust in government. The results show that trust in government, courts and police is very low across Latin America and the Caribbean.

Barbados and Guyana are the only two countries where a majority of citizens have trust in government, courts and police. In Venezuela, El Salvador, Colombia, Guatemala, Panama and Peru, 90 per cent or more of citizens report having little or no trust in these institutions.

ONLY  
**21%**

**HAVE TRUST AND CONFIDENCE IN THEIR GOVERNMENT**

**27%**

**HAVE TRUST AND CONFIDENCE IN THE COURTS**

**33%**

**HAVE TRUST AND CONFIDENCE IN THE POLICE<sup>12</sup>**

## Country in focus: Brazil

In Brazil, the survey was conducted during the first few months of President Bolsonaro's administration, too early to evaluate any new actions taken by the government. However, at the start of 2019, people had very high expectations of Bolsonaro's performance, based on his campaign platform and, especially, his rhetoric.

Despite these expectations, in the past eight months, Brazil's anti-corruption framework has received a series of blows. President Bolsonaro has attempted to widen the scope of classified information to reduce transparency and has given little attention to corruption charges<sup>13</sup> against members of his cabinet.

The administration also put forward a relatively limited anti-corruption package, which is currently stalled in Congress,<sup>14</sup> with little hope of approval.

The hard-earned autonomy and independence of law enforcement institutions are also at risk. Nominations for key posts, including at the Federal Prosecution Services, the Federal Police, the Federal Tax Office and the Financial Intelligence Unit, have been under intense political pressure.

Meanwhile, the Supreme Court ruled that some corruption cases should be heard before electoral courts,<sup>15</sup> which are considered wholly unfit to conduct extensive investigations into complex criminal cases. The Supreme Court also interfered with Brazil's Financial Intelligence Unit, forbidding it to share detailed information on suspicious financial transactions with investigators and prosecutors.<sup>16</sup>

These developments suggest that citizens' trust in the government's ability to stop and prevent corruption may soon recede.

## Governments not doing enough

We also asked people how they rate their government's efforts at tackling corruption.

The results show clear dissatisfaction with actions taken so far. The majority

of citizens (57 per cent) think their government is doing a poor job at addressing corruption risks. However, in some countries, this is far more pronounced.

Ninety-one per cent of citizens in Venezuela think their government is failing to fight

corruption, followed by Panama (79 per cent) and the Dominican Republic (72 per cent).

By contrast, 67 per cent of citizens in Guyana think their government is doing well, while 61 per cent of citizens in Mexico think the same.

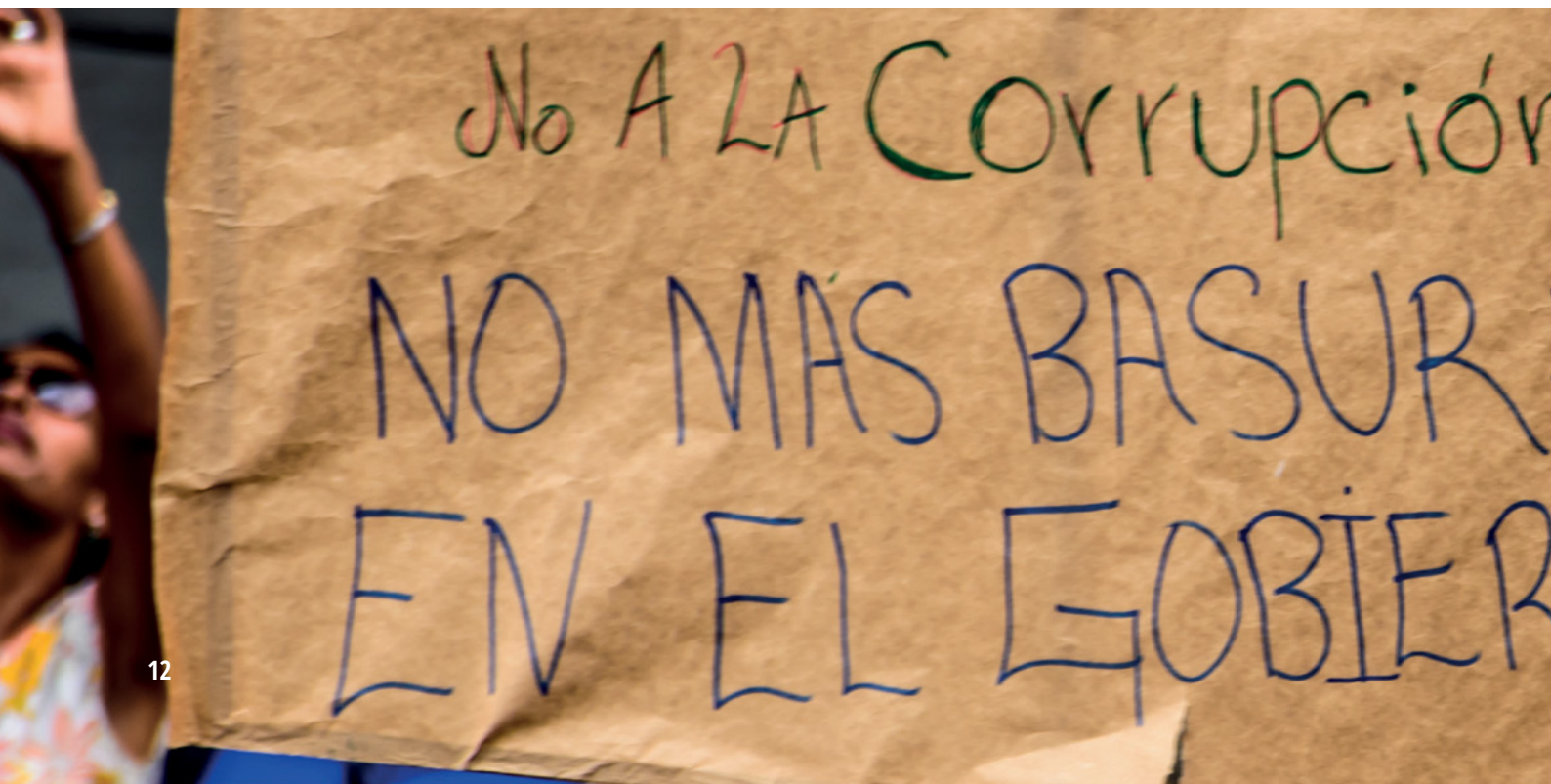
57%

THINK THEIR GOVERNMENT IS **DOING A BAD JOB** AT TACKLING CORRUPTION

39%

THINK THEIR GOVERNMENT IS **DOING WELL**

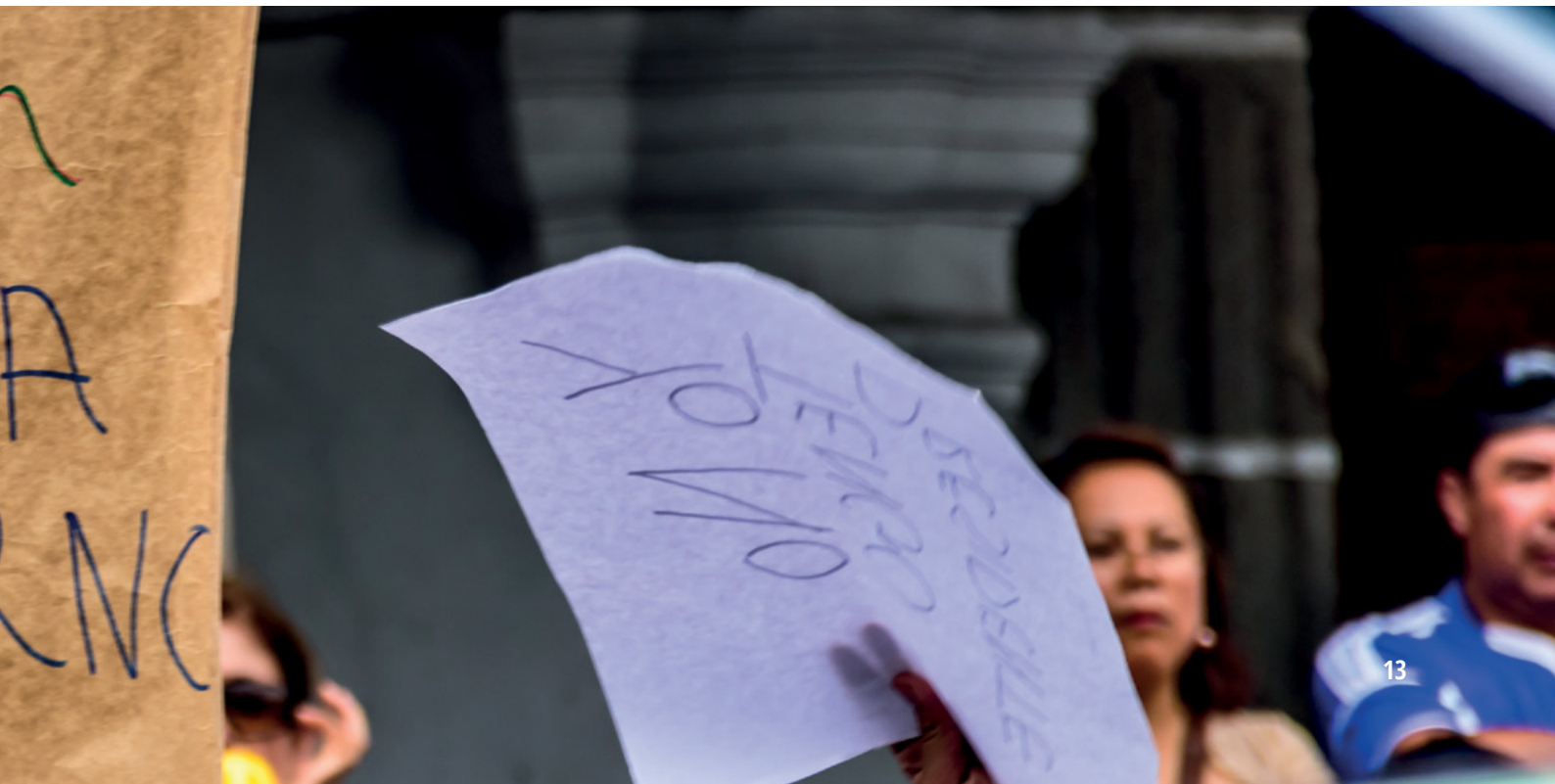
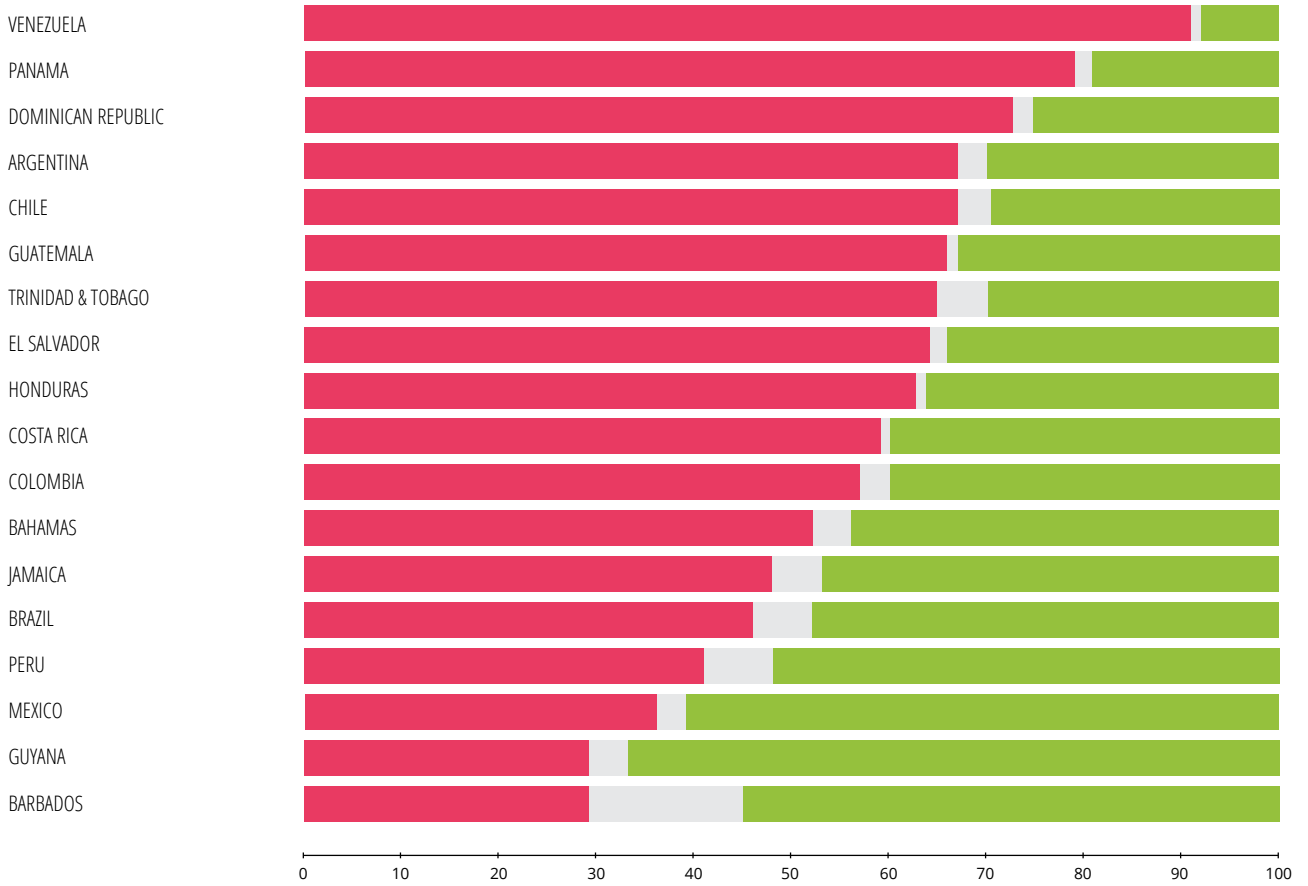
photo: iStock.com / Lucy Brown - loca4motion



## GOVERNMENT PERFORMANCE, BY COUNTRY

● Badly    ● Don't know    ● Well

Percentage of people who think their government is doing badly vs. well in tackling corruption<sup>17</sup>



### Presidents, prime ministers and parliamentarians seen as most corrupt

We asked people how much corruption they thought there is in various institutions in their country.

More than half of citizens think the president or prime minister’s office and parliamentarians are the most corrupt public institutions.

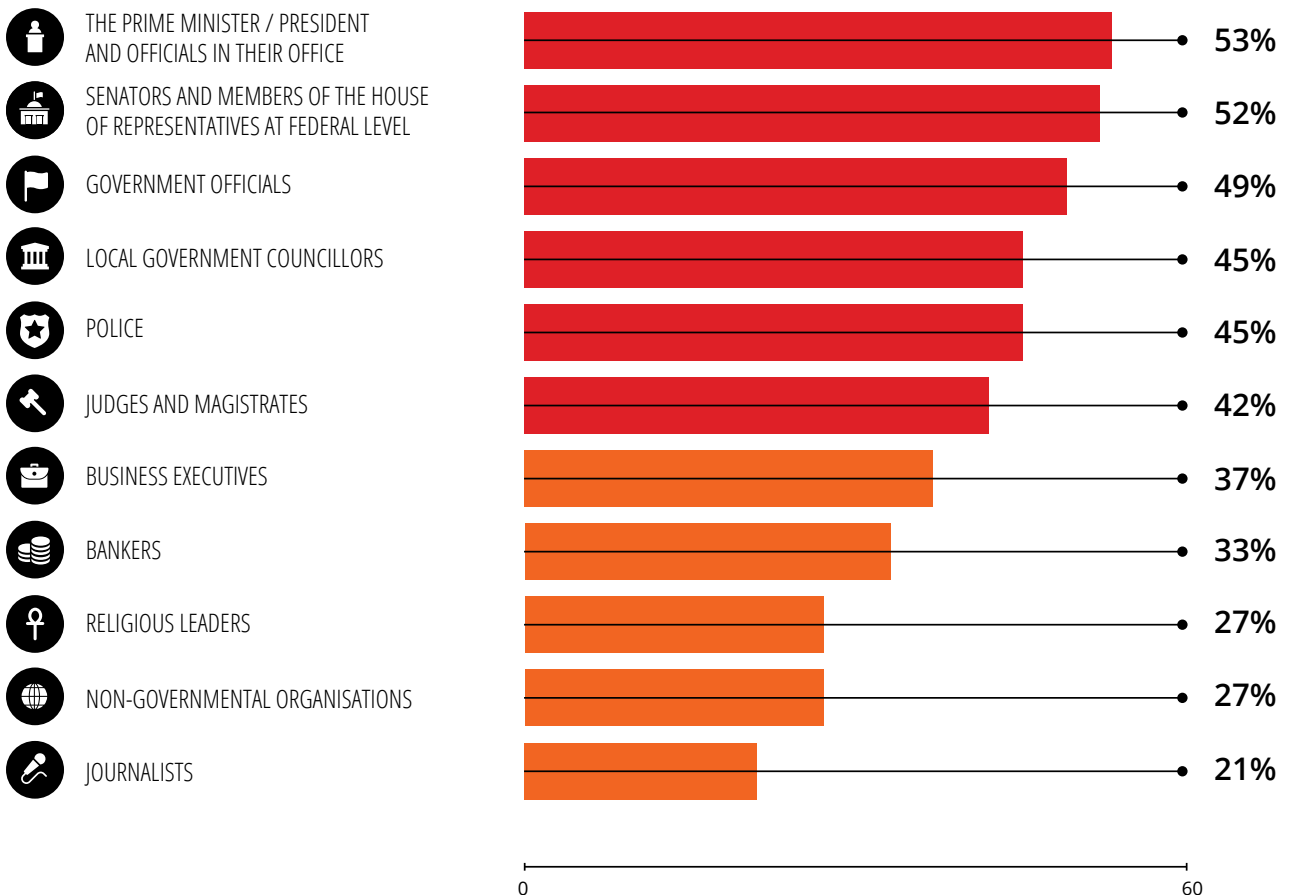
Eighty-seven per cent of Venezuelan citizens think that the office of the president is mostly or entirely corrupt,

followed by Guatemala (71 per cent) and Honduras (65 per cent).

By contrast, citizens in Barbados and Guyana think the office of the president or prime minister is less corrupt (23 per cent and 29 per cent respectively).

## CORRUPTION BY INSTITUTION

Percentage of people who think that most or all people in these groups or institutions are involved in corruption<sup>18</sup>





## Country in focus: Venezuela

Venezuela is experiencing an extraordinary humanitarian crisis, in part as a result of unprecedented levels of grand corruption and embezzlement. Billions of dollars of public money have been funneled abroad, and over 20 countries have opened judicial investigations into alleged misuse of Venezuelan funds.<sup>19</sup>

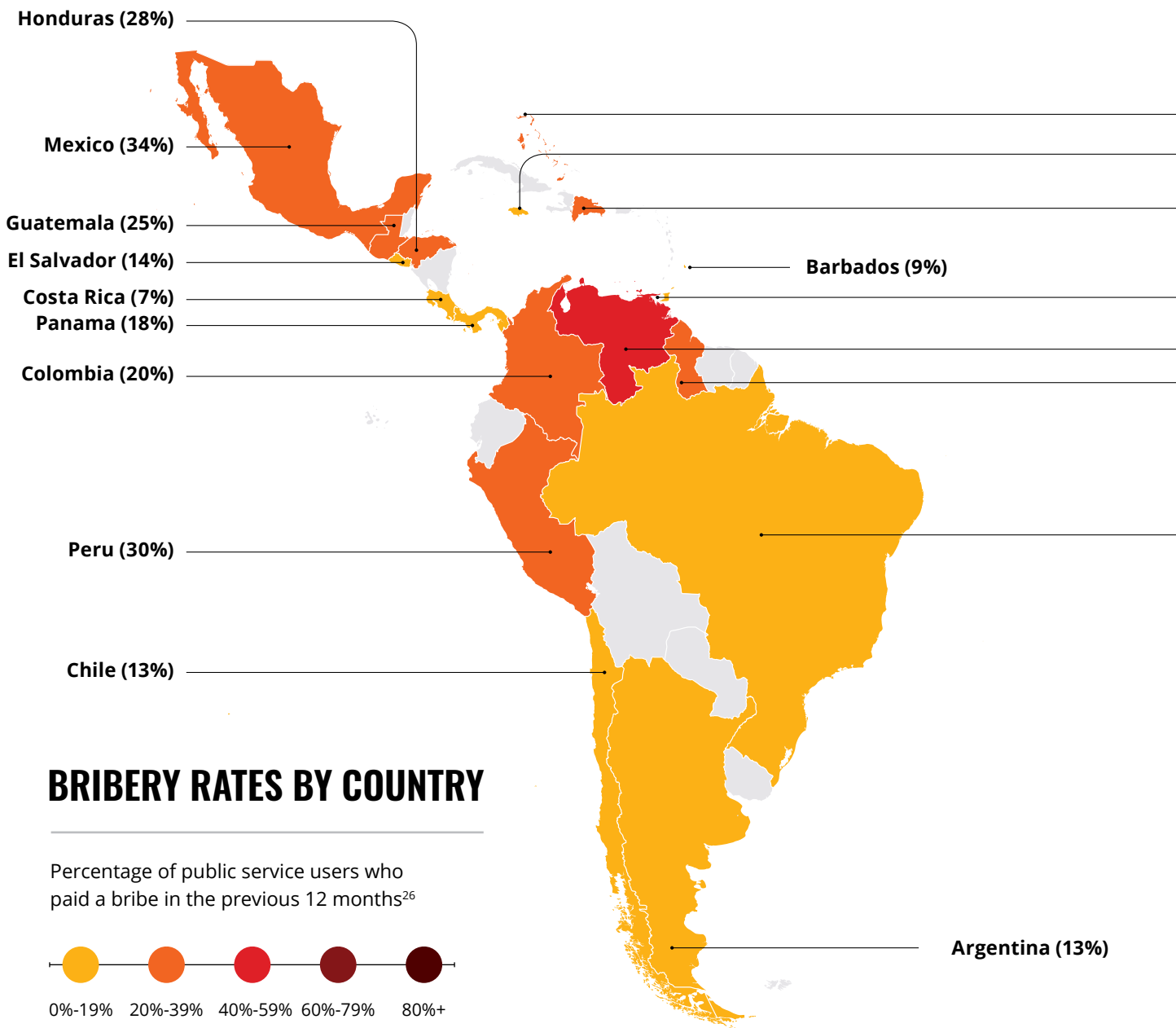
According to the Comptrollership Commission of Venezuela's legislative branch, the National Assembly, approximately US\$400 billion was embezzled under presidents Hugo Chávez and Nicolás Maduro.<sup>20</sup> Meanwhile, more than four million Venezuelan citizens fled the country due to lack of food, medicine and basic public services, such as electricity and water.<sup>21</sup> Deteriorating security and transportation services, and gas shortages also caused millions of citizens to leave.

Since 2015, the National Assembly has been under attack by the executive branch and the Supreme Court.<sup>22</sup> Without the ability to provide oversight of public resources, the National Assembly is ill-equipped to serve its constitutional function.<sup>23</sup> Instead, Venezuela has been governed by presidential decrees, in direct violation of the constitution.

Public protests are illegal and hundreds of citizens have been arrested for speaking out.<sup>24</sup> In addition, more than 8,000 extrajudicial executions have been carried out since 2015.<sup>25</sup> The GCB data shows that while 87 per cent of Venezuelans think that most or all people in the office of the president are corrupt, only 38 per cent think that most or all parliamentarians are corrupt. Citizens seem to view the National Assembly, which has an oppositional majority, as less corrupt than the executive branch.

# HOW ARE CITIZENS AFFECTED BY CORRUPTION?

We asked people about their experiences with bribery for basic services, such as health care and education, to better understand what happens in citizens' daily lives. The survey found that people's experiences vary and some services control corruption better than others.



## One in five citizens pays bribes

We asked respondents whether they had contact with six key public services in their country in the previous 12 months: the police, the courts, health care, schools, identity documents and utilities. We then asked whether they paid a bribe, gave a gift or did a favour in order to receive the services they needed.

Seventy-six per cent of overall respondents had contact with at least one public service in the previous 12 months. Of these, more than one in five people (21 per cent) paid a bribe for

basic services, such as health care or education.

Across the 18 countries surveyed, this equates to approximately 56 million people who paid a bribe in the preceding year.<sup>27</sup>

Venezuela has the highest overall bribery rate (50 per cent), followed by Mexico (34 per cent) and Peru (30 per cent).

Costa Rica maintains the lowest overall bribery rate (7 per cent), followed by Barbados (9 per cent) and Brazil (11 per cent). However, even in these countries, governments could do more to stop bribes for public services.

Bahamas (20%)

Jamaica (17%)

Dominican Republic (23%)

Trinidad and Tobago (17%)

Venezuela (50%)

Guyana (27%)

Brazil (11%)



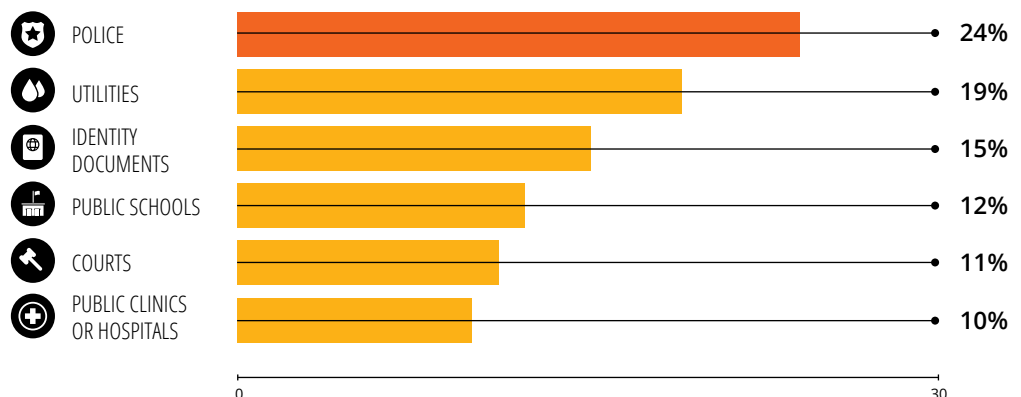
**MORE THAN 1 IN 5 PEOPLE WHO USED A PUBLIC SERVICE IN THE PREVIOUS 12 MONTHS HAD TO PAY A BRIBE.**



**THIS EQUATES TO APPROXIMATELY 56 MILLION PEOPLE ACROSS THE REGION.**

## BRIBERY RATES BY SERVICE

Percentage of people who used services and paid a bribe in the previous 12 months<sup>28</sup>



### Police have highest bribery rate

The results show that the police have the highest bribery rate (24 per cent) and are the public service most likely to demand and receive bribes.

Public clinics and health centres have the lowest bribery rate, although 10 per cent of people who used health services in the previous 12 months paid a bribe to receive the medical care they needed.

### Country in focus: Chile

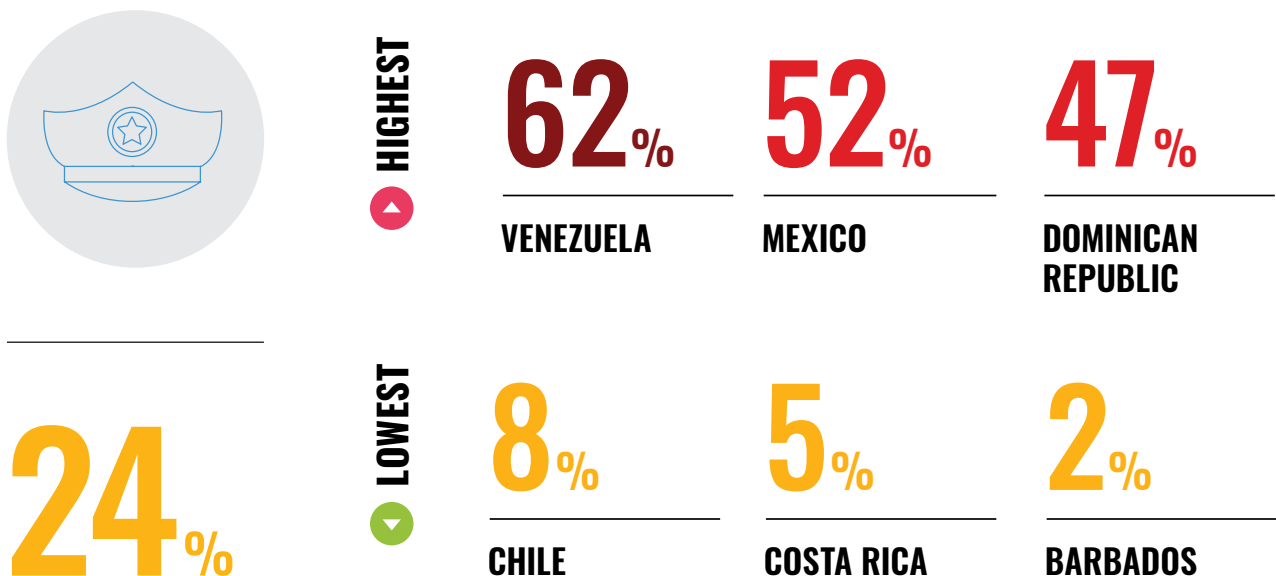
In 2017, Chilean authorities uncovered one of the largest corruption scandals in police history. The Carabineros de Chile, or uniformed police, orchestrated a large-scale fraud spanning more than 10 years and involving more than US\$39 million.<sup>29</sup> What began as an alert stemming from suspicious activity in one officer’s bank account unravelled into the discovery of illicit funds involving more than 40 officers.

The scheme involved police officers receiving inflated salary payments in their bank accounts. On receipt, they quickly transferred some of the money to other accounts – typically those of higher-ranking officers – and kept a smaller portion for themselves, so as not to arouse suspicion. These transactions went undetected for years as the scheme grew in size and scale.<sup>30</sup>

Despite previous low levels of police corruption in Chile, including historically low bribery rates, the scandal exposed serious institutional flaws, undermining citizens’ trust in the police.

## POLICE IN FOCUS

Percentage of people who had contact with the police in the previous 12 months and paid a bribe<sup>31</sup>



### Why people pay bribes

There are various reasons why citizens pay bribes. Some people pay bribes either to get things done more quickly or better (21 per cent), or to express gratitude for the service they received (16 per cent). Interestingly, only 33

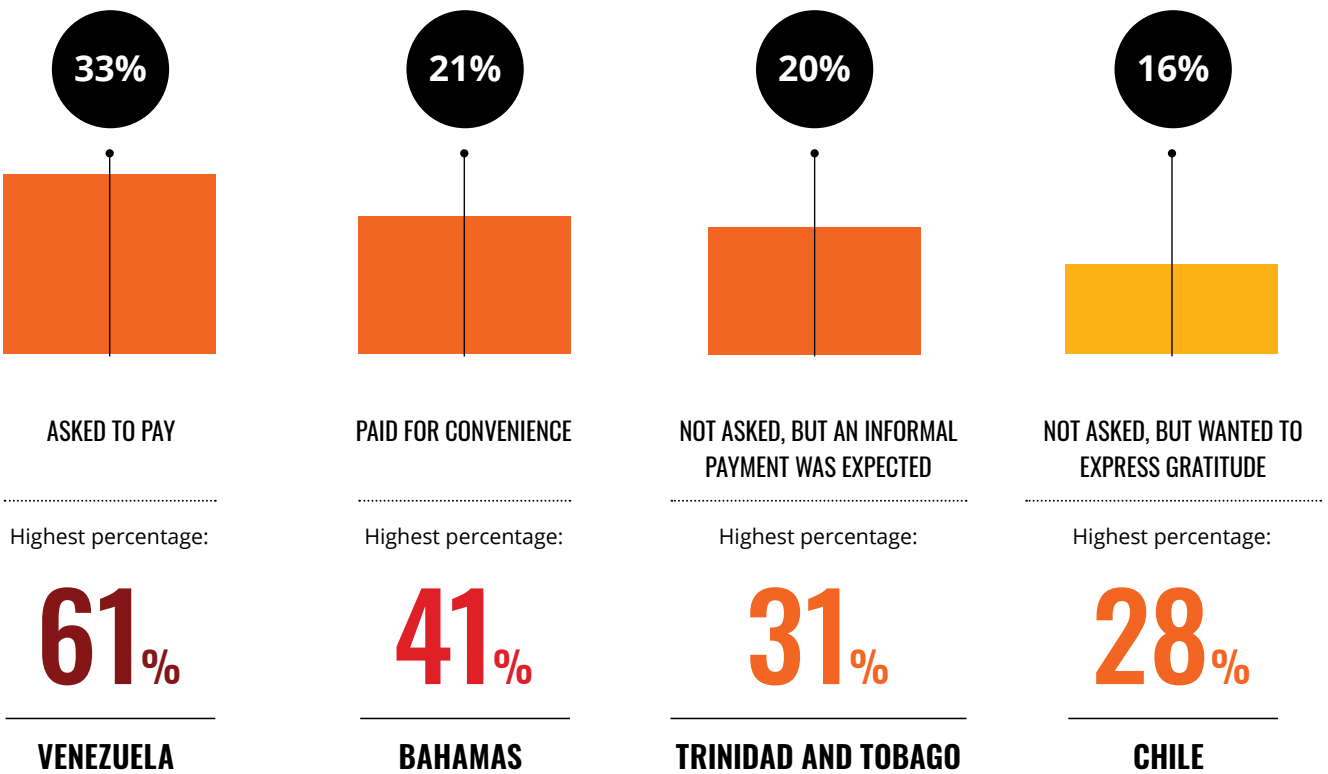
per cent of bribe payers report having been asked to pay, while 20 per cent say that although not explicitly asked, they knew that an informal payment is expected.

Venezuela is the only country of those surveyed where a

majority of citizens report being asked to pay a bribe (61 per cent). An additional 15 per cent of citizens report that they paid because they knew an informal payment was expected.

## REASONS WHY PEOPLE PAY BRIBES

Percentage of people who pay bribes, by reason



### Age matters

We also analysed which public service users are most at risk of paying bribes for public services. Young people aged 18 to 34 are more than twice as likely to pay a bribe than people aged 55 or over.

AGED 18-34

26%

AGED 35-54

19%

AGED 55+

11%

## WOMEN DISPROPORTIONATELY AFFECTED

While existing research shows women are disproportionately affected by some forms of corruption, historically, there has been little data on how.<sup>32</sup>

As primary caretakers for their families, women are often dependent on public services, which also makes them more vulnerable to certain types of bribery. The results show that

women are more likely to pay bribes for health services and public school education, while men are more likely to pay bribes for police, utility services and identity documents.<sup>33</sup>

In some cases, gender also affects how corruption is reported and acted on. We asked whether appropriate action is more likely to be taken

if a man or a woman makes the complaint. Citizens from several countries, including the Dominican Republic, Honduras and Guatemala, think corruption reported by men is more likely to result in action (57, 51 and 51 per cent respectively).<sup>34</sup>

1 IN 5

PEOPLE EXPERIENCES  
SEXTORTION OR KNOWS  
SOMEONE WHO HAS

71%

THINK THAT SEXTORTION  
HAPPENS AT LEAST  
OCCASIONALLY

Honduras (17%)

Mexico (20%)

Guatemala (23%)

El Salvador (15%)

Costa Rica (18%)

Panama (14%)

Colombia (16%)

Peru (20%)

Chile (14%)

### Sexual extortion

For the first time, the GCB results highlight data on sextortion, one of the most significant forms of gendered corruption.

When sex is the currency of the bribe, evidence points towards a gender bias that particularly affects women.

Some women are coerced into providing sexual favours in order to receive public services, including health care and education. Our results show that one in five citizens experiences sextortion, or knows someone who has.

In Barbados and Guatemala, 30 per cent and 23 per cent of citizens, respectively,

experience sextortion or know someone who has.

More than 70 per cent think that sextortion happens at least occasionally.<sup>35</sup> Only eight percent of citizens think that it never happens.





## Country in focus: Peru

Gender and corruption have strong links in Peru. In 2011, the authorities found that increasing the number of female traffic police might help reduce corruption in the capital, Lima.<sup>36</sup>

A 2012 national survey by *Proética*, Transparency International's chapter in Peru, highlights that more than half of citizens think corruption has a greater impact on programmes that benefit women, while nearly half think women who report corruption are less likely to be taken seriously compared to men.<sup>37</sup>

The survey also highlights that citizens think women bribe payers are more likely to be asked for money or sexual favours in exchange for public services, while men are more likely to be asked for money or material goods. In practice, several recent court cases involve justice officials asking female litigants for sex in exchange for helping them with their files. These cases are increasingly prosecuted as bribery cases under the Peruvian criminal framework.

A 2017 national survey found that while women pay fewer bribes than men generally, a major exception is the health sector. Women are more likely to come into contact with these services in their traditional role as caregivers, and more likely to pay bribes for health care.<sup>38</sup>





photo: Gabriela Carvalho / Wikimedia Commons Gabriela Carvalho [CC BY-SA 4.0]

## Country in focus: Guatemala

In mid-2018, Guatemalan President Jimmy Morales was involved in a large sexual extortion case, in which former foreign minister and political analyst, Edgar Gutiérrez, accused the president of sexually abusing at least 10 women. Gutiérrez spoke out in support of these “young women who work in the public sector, who have been systematically subjected, against their will, to demeaning acts...”<sup>39</sup>

Although the Public Prosecutor’s Office opened an investigation, the case was ultimately dismissed for reasons that are still unclear.<sup>40</sup> This may be due to prevailing power inequities, weaknesses in the judicial system in handling cases of sexual harassment and few whistleblower protections.

Sadly, this story is all too common in Guatemala. Some government officials take advantage of their position and authority to coerce sexual favours from employees or beneficiaries of the state.

Across the country, gender-based violence has reached extremes. From 2008 to 2017, nearly 478,000 cases of violence against women were registered in the judicial system. Of these, more than 472,000 were referred for investigation to lawyers in the Public Prosecutor’s Office. However, only about 3.5 per cent of cases were actually prosecuted, while 96.5 per cent were never brought to court.<sup>41</sup>

The lack of action in most of these cases highlights a structural problem of impunity, including in cases of sextortion, where violence against women is seen as acceptable and those who abuse their positions of power do so without fear of any consequence.

## POLITICAL INTEGRITY LACKING, ESPECIALLY AROUND ELECTIONS

Too often, presidents, prime ministers, parliamentarians and other political leaders act in their own self-interest at the expense of the citizens they serve. To have any chance of curbing corruption, we need to ensure that political leaders act with greater integrity, follow due process and serve the long-term public good, rather than short-term private interests.

The results show we have a long way to go in improving political integrity. Sixty-five per cent of Latin American and Caribbean citizens think that their government is run by and for a few private interests, particularly in the Bahamas and Brazil (79 and 75 per cent respectively).<sup>42</sup> Fifty-four per cent also think politicians

make decisions or vote in a way that favours businesses or individuals who give them political support or donations.<sup>43</sup>

One of the root causes of political corruption is election abuse, including fraudulent funding of political parties, vote-buying or the spread of fake news during campaigns. Our results show that one in four citizens is offered bribes in exchange for votes at national, regional or local elections.<sup>44</sup> In several countries, citizens are threatened with retaliation if they do not vote in a particular way.<sup>45</sup>

In Mexico, one in two people was offered a bribe for their vote and one in four was threatened with retaliation, while in the Dominican Republic, 46 per cent of citizens

experienced vote-buying. In Venezuela, more than one in five citizens received threats of retaliation if they did not vote in a particular way.

The integrity of elections can also be jeopardised by the spread of fake news. Across Latin American and the Caribbean, 56 per cent of citizens think that fake news often spreads around elections, while 30 per cent of respondents think it happens only rarely or occasionally.<sup>46</sup>

In Brazil, more than three in four people think that fake news is spread frequently or very frequently. By contrast, citizens in Chile and Costa Rica think that fake news is spread rarely or never (39 per cent and 46 per cent respectively).

**1 IN 4**

**PEOPLE IS OFFERED BRIBES  
IN EXCHANGE FOR VOTES**

**56%**

**THINK FAKE NEWS OFTEN  
SPREADS AROUND ELECTIONS<sup>47</sup>**

**65%**

**THINK THEIR GOVERNMENT IS RUN  
BY PRIVATE INTERESTS**

## VOTE-BUYING RATES BY COUNTRY

Percentage of citizens offered bribes in exchange for votes

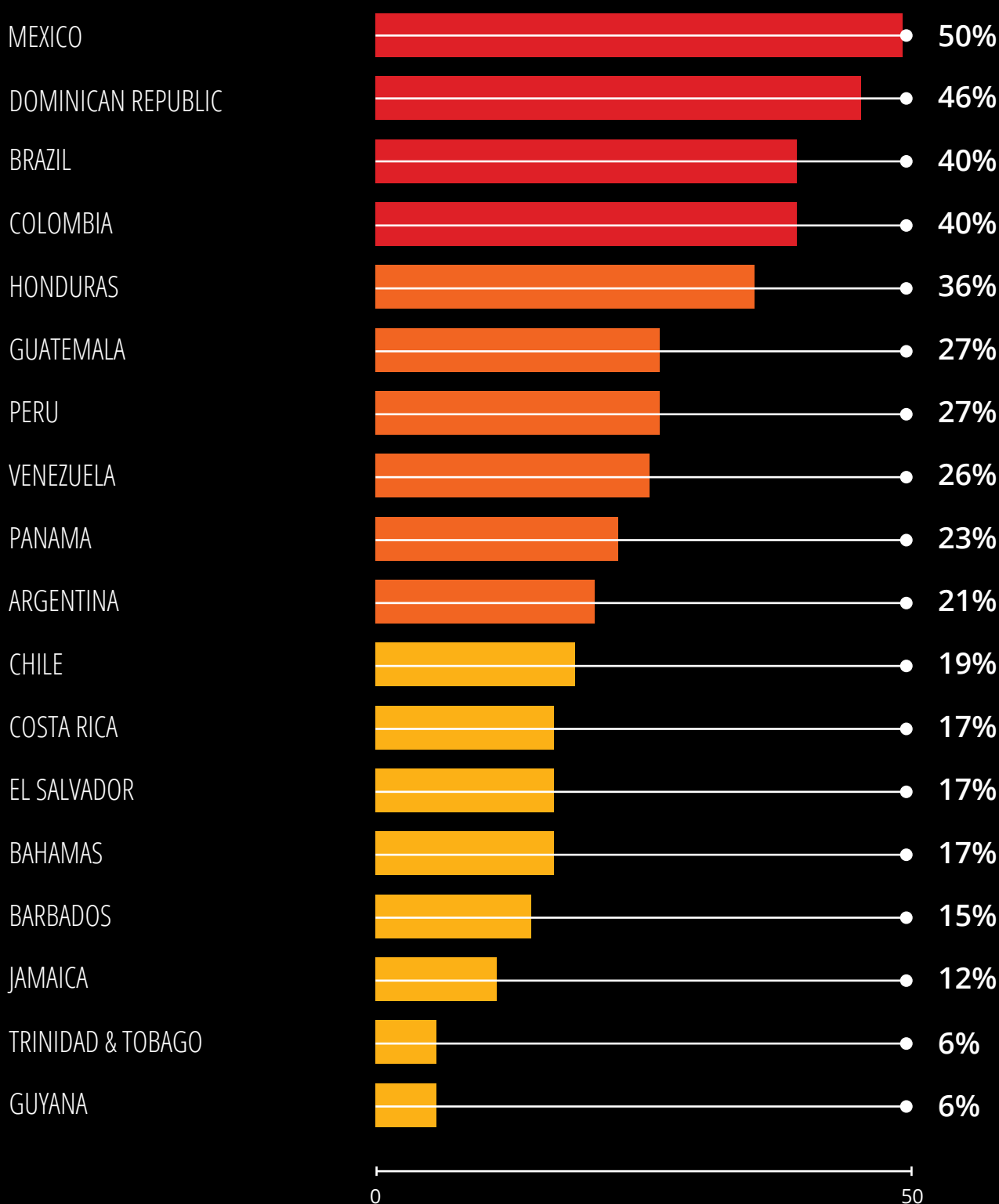




photo: iStock.com / Lucy Brown - loca4motion

## Country in focus: Colombia

In Colombia, vote-buying is a harmful practice that jeopardises political integrity. Purchasing votes usually occurs in areas where access to goods and services is limited or controlled by traditional political leaders.<sup>48</sup> Corrupt operators offer gifts or benefits to citizens in exchange for their vote or put pressure on voters in other ways, including using fear tactics to coerce citizens to vote for a particular candidate. Vote-buying increases the hidden cost of political campaigns,<sup>49</sup> making political financing more difficult to control. In 2017, new legislation was passed to increase penalties for vote-buying, including imprisonment up to eight years,<sup>50</sup> but the practice still represents a risk for the political system.



## Country in focus: Panama

The practice of vote-buying by politicians and their parties in Panama is eroding trust among citizens. Despite having one of the highest incomes per capita in the region, Panama has significant disparities in equality and distribution of wealth.<sup>51</sup> These conditions create vulnerability, which is exploited by politicians. In the two years prior to the general elections in May 2019, a few major scandals emerged where incumbent legislators allegedly used public funds to bribe citizens<sup>52</sup> with gifts of expensive food, like Christmas hams,<sup>53</sup> or construction materials, to buy popular favour and unduly influence voters. An audit from the Comptroller's Office published in April 2019 confirmed the existence of two secret payrolls,<sup>54</sup> funded with taxpayer money, which legislators used to hire political operatives and family members, under the guise of cultural or sports community promoters, to instead promote specific candidates.<sup>55</sup>

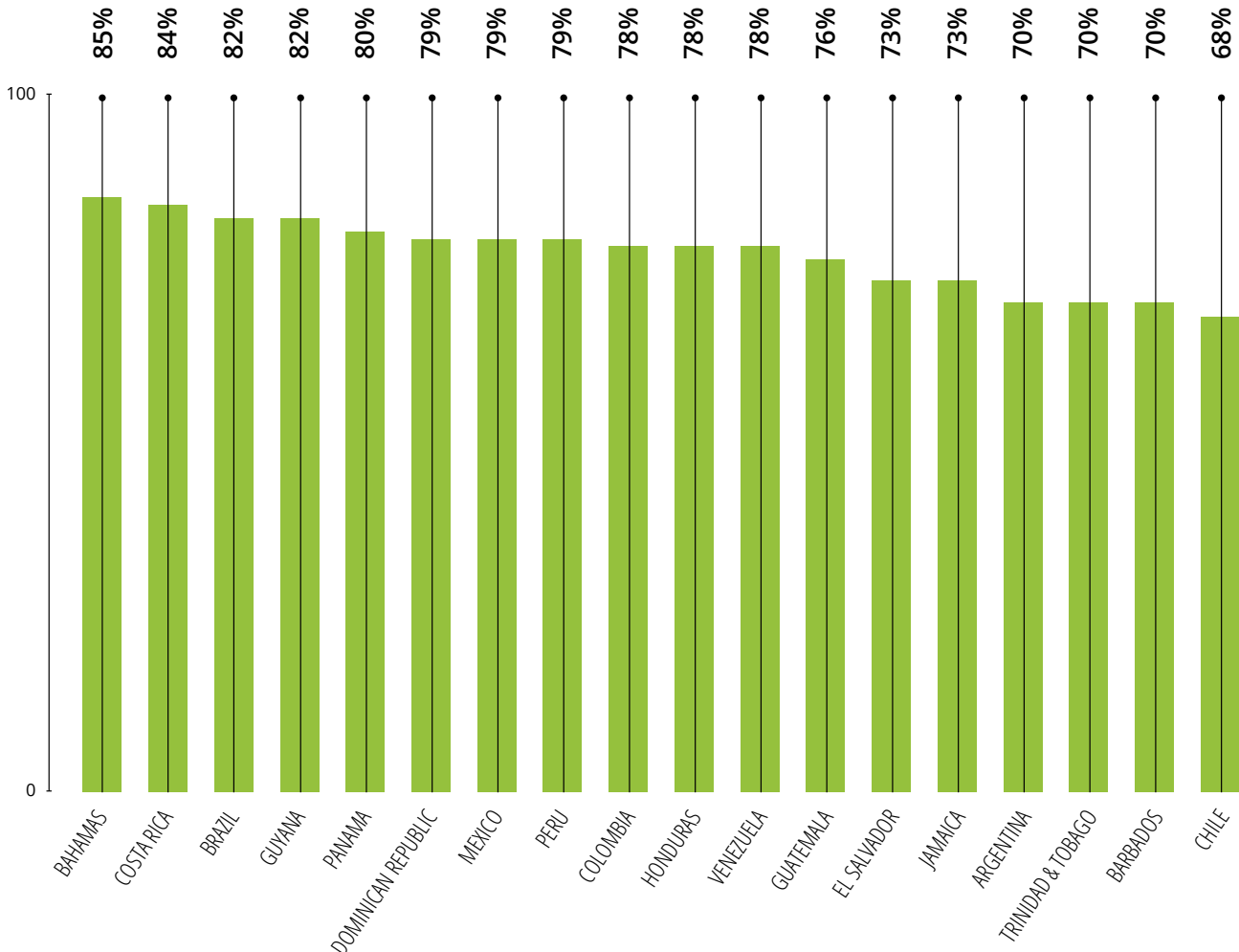
# TAKING ACTION

Several basic requirements are fundamental to reducing the prevalence of corruption: ensuring people can safely report corruption, guaranteeing that punishments are fairly given, enabling NGOs to operate freely and empowering citizens to hold governments to account.

The survey finds that while there are barriers to such anti-corruption efforts in the region, many people are ready and willing to take action.

## ORDINARY CITIZENS CAN MAKE A DIFFERENCE IN THE FIGHT AGAINST CORRUPTION

Percentage of people who agree<sup>56</sup>



**Citizens can help tackle corruption**

Despite fears of retaliation and inaction, people are hopeful. Seventy-seven per cent of citizens believe ordinary people can make a difference in the fight against corruption.

This is especially true in the Bahamas, Guyana and Panama, where more than four in five people believe their voice matters.



**77%**

**THINK ORDINARY PEOPLE CAN MAKE A DIFFERENCE IN THE FIGHT AGAINST CORRUPTION**



**17%**

**THINK ORDINARY PEOPLE CAN'T MAKE A DIFFERENCE IN THE FIGHT AGAINST CORRUPTION**

**Retaliation and lack of action are the biggest hurdles**

Reporting corruption cases to the appropriate authorities is essential to anti-corruption work. Yet the results show nearly three-quarters of citizens think that if people report corruption, they will suffer retaliation and many people

think that reporting channels are ineffective.

People are particularly concerned about retaliation in El Salvador, Venezuela, Jamaica and Honduras, where more than 80 per cent of respondents think this is the case.<sup>57</sup>

Only 38 per cent of respondents think that reporting corruption is likely to lead to

any action.<sup>58</sup> Most citizens in Brazil (57 per cent) think reporting corruption can lead to change, while very few citizens in Venezuela (19 per cent) think reporting corruption will lead to any action.

73%

**THINK PEOPLE WILL SUFFER RETALIATION IF THEY REPORT CORRUPTION**

23%

**THINK THEY CAN REPORT CORRUPTION FREELY, WITHOUT CONSEQUENCE**

38%

**THINK REPORTING CORRUPTION WILL LEAD TO ACTION**

**Advocacy and Legal Advice Centres**

Through our Advocacy and Legal Advice Centres (ALACs), Transparency International offers citizens advice and support when reporting a case of corruption. Governments should support and work with mechanisms like these to ensure that complaints are investigated effectively and safely by the relevant authorities.



## Do citizens know their rights?

Information is an essential tool to empower citizens to demand accountability from governments and fight corruption. Less than half of citizens (39 per cent) are aware of their right to request information from government agencies and institutions.<sup>59</sup> Only 17 per cent of citizens used this right to request official documents from the government in the previous 12 months.<sup>60</sup>

In Jamaica and Mexico, more than half of citizens are aware of their right to information (51 per cent and 64 per cent respectively), which are the highest percentages in the region.



**39% ARE AWARE OF THEIR RIGHT TO REQUEST INFORMATION FROM THE GOVERNMENT**



**17% HAVE USED THEIR RIGHT TO OFFICIALLY REQUEST INFORMATION**

### Country in focus: Jamaica

In Jamaica, the Access to Information Unit, located in the Office of the Prime Minister, works with civil society and media to increase citizens' knowledge of their right to request information. National Integrity Action, Transparency International's chapter in Jamaica, also champions citizens' right to know as a primary accountability tool, and works with the government and other stakeholders to spearhead public forums and activities, including "Right to Know Week" and "Right to Know Day", which take place every year in September. Together with NGOs, the Access to Information Unit develops student essay competitions, videos and pamphlets that explain how to make access to information requests. It also trains government officers in how to handle requests.

# CONCLUSION

The results from the latest edition of the *Global Corruption Barometer – Latin America and the Caribbean* show that citizens are both concerned about corruption and are optimistic about their own role in the movement against it.

A majority of citizens think that corruption is a big problem, and in nine of the countries surveyed, most think that the problem is increasing. Equally concerning, the GCB also shows that one in five citizens experiences sexual extortion or knows someone who has experienced it. In some situations, women are more vulnerable to bribery, particularly in the health and education sectors.

The findings highlight that more must be done to prevent sexual extortion and to recognise and address specific gendered forms of corruption. The results also show that greater political and electoral integrity is needed, especially in environments where vote-buying, threats of retaliation and the spread of fake news are common occurrences around elections.

Despite negative experiences, citizens are largely optimistic about the future. An average of 77 per cent believe that ordinary citizens can make a difference in the fight against corruption. This positive energy can be channelled by empowering individuals, civil society and media to report and take action against corruption.

It is time for leaders to act against corruption with dedication and integrity. Countries must fulfil their obligations under the Lima Commitment, adopted at the VIII Summit of the Americas, which outlines 57 actions to strengthen democratic governance against corruption. It is also important to remember that laws are not enough. Implementation and enforcement are needed, particularly through strengthened judicial institutions.

# METHODOLOGY

The surveys were conducted in the local language using a face-to-face approach in 17 countries and a telephone approach in one country. These interviews were conducted through Computer Assisted Personal Interviewing, except in Venezuela, where the survey was administered using paper and pen interviewing.

The sample was stratified by region and by level of urbanisation. Secondary Sampling Units were selected at random and households were selected using a random walk. The respondent was selected using quotas based on age and gender.

In the Bahamas, the survey was conducted by telephone, using Computer Assisted Telephone Interviewing (CATI). Random digital dialling was used to contact households, with respondents selected at random.

## Weighting

The results are weighted to be nationally representative according to available population data. The results have a margin of error of +/- 2.8 percentage points at a 95 per cent confidence level.

Unless otherwise stated, for reported multi-country averages, an additional weighting factor is applied so that the sample sizes for each country are equal. The overall results for Latin America and the Caribbean are equivalent to an average of the 18 countries surveyed.

<b>Country</b>	<b>Surveying organization</b>	<b>Fieldwork dates</b>	<b>Sample size</b>
Argentina	IPSOS	29/03 - 04/05	1,000
Bahamas	Public Domain Ltd.	31/01 - 18/02	1,007
Barbados	Market Insight	19/02 - 21/03	806
Brazil	IPSOS	27/02 - 02/04	1,000
Chile	IPSOS	29/01 - 19/02	1,016
Colombia	IPSOS	25/01 - 01/03	1,101
Costa Rica	IPSOS	12/02 - 01/03	1,000
Dominican Republic	IPSOS	21/01 - 12/02	1,005
El Salvador	IPSOS	19/01 - 09/02	1,000
Guatemala	IPSOS	05/02 - 26/02	1,003
Guyana	Market Research Services Ltd.	20/02 - 18/03	890
Honduras	IPSOS	19/01 - 12/02	1,000
Jamaica	Market Research Services Ltd.	07/02 - 04/04	1,044
Mexico	IPSOS	26/02 - 09/03	1,000
Panama	IPSOS	30/01 - 10/03	1,000
Peru	IPSOS	31/01 - 20/02	1,005
Trinidad and Tobago	Lucent Research	16/02 - 21/03	827
Venezuela	RDS in Market	11/03 - 09/04	1,000

# COUNTRY CARDS

---



# ARGENTINA



## BRIBERY RATES\*

\* Based on people who used these public services in the previous 12 months.

	2017	2019
Overall bribery rate	16%	13%
Public schools	9%	5%
Public clinics and health centers	10%	7%
IDs	8%	5%
Utilities	7%	11%
Police	16%	14%
Judges	7%	10%



## HAVE CORRUPTION LEVELS CHANGED IN THE PREVIOUS 12 MONTHS?

	2017	2019
Increased	41%	49%
Decreased	14%	18%
Stayed the same	40%	32%
Don't know	5%	2%



## CAN ORDINARY PEOPLE MAKE A DIFFERENCE IN THE FIGHT AGAINST CORRUPTION?

	2017	2019
Yes	65%	70%
No	16%	23%
Neither yes nor no	18%	6%
Don't know / refused to answer	2%	1%

49%

Think corruption increased in the previous 12 months

13%

Paid a bribe for public services in the previous 12 months\*

19%

Experience sextortion or know someone who has

21%

Were offered bribes in exchange for votes


\* Based on people who used these public services in the previous 12 months.



## CORRUPTION BY INSTITUTION\*

\* Percentage who think that most or all people in these institutions are corrupt.

INSTITUTION	2017	2019
President / Prime Minister	40%	63%
Members of Parliament	46%	55%
Government officials	28%	56%
Local government officials	36%	45%
Police	46%	44%
Judges and magistrates	39%	54%
Religious leaders	18%	34%
NGOs	-	23%
Business executives	38%	47%
Bankers	-	38%
Journalists	-	26%



## IS THE GOVERNMENT DOING A GOOD OR BAD JOB OF FIGHTING CORRUPTION?

	2017	2019
Good	48%	30%
Bad	42%	67%
Don't know	11%	3%



## BRAZIL



### BRIBERY RATES\*

\* Based on people who used these public services in the previous 12 months.

	2017	2019
Overall bribery rate	11%	11%
Public schools	9%	4%
Public clinics and health centers	7%	5%
IDs	7%	7%
Utilities	10%	8%
Police	6%	12%
Judges	3%	5%



### HAVE CORRUPTION LEVELS CHANGED IN THE PREVIOUS 12 MONTHS?

	2017	2019
Increased	78%	54%
Decreased	6%	15%
Stayed the same	14%	29%
Don't know	2%	1%



### CAN ORDINARY PEOPLE MAKE A DIFFERENCE IN THE FIGHT AGAINST CORRUPTION?

	2017	2019
Yes	83%	82%
No	5%	11%
Neither yes nor no	7%	6%
Don't know / refused to answer	5%	1%

54%

Think corruption increased in the previous 12 months

11%

Paid a bribe for public services in the previous 12 months\*

20%

Experience sextortion or know someone who has

40%

Were offered bribes in exchange for votes

\* Based on people who used these public services in the previous 12 months.



### CORRUPTION BY INSTITUTION\*

\* Percentage who think that most or all people in these institutions are corrupt.

INSTITUTION	2017	2019
President / Prime Minister	52%	57%
Members of Parliament	57%	63%
Government officials	24%	54%
Local government officials	56%	62%
Police	31%	38%
Judges and magistrates	21%	34%
Religious leaders	21%	31%
NGOs	-	36%
Business executives	35%	50%
Bankers	-	53%
Journalists	-	23%



### IS THE GOVERNMENT DOING A GOOD OR BAD JOB OF FIGHTING CORRUPTION?

	2017	2019
Good	35%	48%
Bad	56%	46%
Don't know	9%	6%



# CHILE



## BRIBERY RATES\*

\* Based on people who used these public services in the previous 12 months.

	2017	2019
Overall bribery rate	22%	13%
Public schools	13%	7%
Public clinics and health centers	15%	8%
IDs	10%	5%
Utilities	6%	17%
Police	6%	8%
Judges	6%	4%



## HAVE CORRUPTION LEVELS CHANGED IN THE PREVIOUS 12 MONTHS?

	2017	2019
Increased	80%	54%
Decreased	1%	9%
Stayed the same	18%	35%
Don't know	1%	2%



## CAN ORDINARY PEOPLE MAKE A DIFFERENCE IN THE FIGHT AGAINST CORRUPTION?

	2017	2019
Yes	41%	68%
No	32%	26%
Neither yes nor no	19%	5%
Don't know / refused to answer	9%	1%

54%

Think corruption increased in the previous 12 months

13%

Paid a bribe for public services in the previous 12 months\*

14%

Experience sextortion or know someone who has

19%

Were offered bribes in exchange for votes


\* Based on people who used these public services in the previous 12 months.



## CORRUPTION BY INSTITUTION\*

\* Percentage who think that most or all people in these institutions are corrupt.

INSTITUTION	2017	2019
President / Prime Minister	46%	55%
Members of Parliament	62%	65%
Government officials	40%	44%
Local government officials	54%	49%
Police	31%	38%
Judges and magistrates	47%	44%
Religious leaders	36%	49%
NGOs	-	24%
Business executives	56%	48%
Bankers	-	38%
Journalists	-	21%



## IS THE GOVERNMENT DOING A GOOD OR BAD JOB OF FIGHTING CORRUPTION?

	2017	2019
Good	19%	30%
Bad	68%	67%
Don't know	13%	4%





## COLOMBIA



### BRIBERY RATES\*

\* Based on people who used these public services in the previous 12 months.

	2017	2019
Overall bribery rate	30%	20%
Public schools	20%	12%
Public clinics and health centers	22%	10%
IDs	19%	15%
Utilities	14%	15%
Police	20%	26%
Judges	11%	12%



### HAS CORRUPTION LEVEL CHANGED IN THE PREVIOUS 12 MONTHS?

	2017	2019
Increased	61%	52%
Decreased	11%	11%
Stayed the same	27%	36%
Don't know	2%	1%



### CAN ORDINARY PEOPLE MAKE A DIFFERENCE IN THE FIGHT AGAINST CORRUPTION?

	2017	2019
Yes	74%	78%
No	16%	16%
Neither yes nor no	8%	4%
Don't know / refused to answer	2%	1%

**52%**

Think corruption increased in the previous 12 months

**20%**

Paid a bribe for public services in the previous 12 months\*

**16%**

Experience sextortion or know someone who has

**40%**

Were offered bribes in exchange for votes

\* Based on people who used these public services in the previous 12 months.



### CORRUPTION BY INSTITUTION\*

\* Percentage who think that most or all people in these institutions are corrupt.

INSTITUTION	2017	2019
President / Prime Minister	48%	55%
Members of Parliament	54%	64%
Government officials	37%	48%
Local government officials	46%	45%
Police	41%	42%
Judges and magistrates	37%	47%
Religious leaders	23%	29%
NGOs	-	26%
Business executives	25%	36%
Bankers	-	33%
Journalists	-	19%



### IS THE GOVERNMENT DOING A GOOD OR BAD JOB OF FIGHTING CORRUPTION?

	2017	2019
Good	31%	40%
Bad	59%	57%
Don't know	10%	3%



## COSTA RICA



### BRIBERY RATES\*

\* Based on people who used these public services in the previous 12 months.

	2017	2019
Overall bribery rate	24%	7%
Public schools	16%	4%
Public clinics and health centers	19%	4%
IDs	16%	4%
Utilities	12%	4%
Police	13%	5%
Judges	10%	3%



### HAVE CORRUPTION LEVELS CHANGED IN THE PREVIOUS 12 MONTHS?

	2017	2019
Increased	65%	49%
Decreased	7%	14%
Stayed the same	26%	36%
Don't know	2%	0%



### CAN ORDINARY PEOPLE MAKE A DIFFERENCE IN THE FIGHT AGAINST CORRUPTION?

	2017	2019
Yes	82%	84%
No	12%	14%
Neither yes nor no	4%	2%
Don't know / refused to answer	2%	0%

49%

Think corruption increased in the previous 12 months

7%

Paid a bribe for public services in the previous 12 months\*

18%

Experience sextortion or know someone who has

17%

Were offered bribes in exchange for votes

\* Based on people who used these public services in the previous 12 months.



### CORRUPTION BY INSTITUTION\*

\* Percentage who think that most or all people in these institutions are corrupt.

INSTITUTION	2017	2019
President / Prime Minister	42%	37%
Members of Parliament	38%	40%
Government officials	29%	42%
Local government officials	42%	38%
Police	36%	31%
Judges and magistrates	26%	32%
Religious leaders	24%	30%
NGOs	-	20%
Business executives	27%	31%
Bankers	-	26%
Journalists	-	18%



### IS THE GOVERNMENT DOING A GOOD OR BAD JOB OF FIGHTING CORRUPTION?

	2017	2019
Good	28%	40%
Bad	59%	59%
Don't know	13%	1%



## DOMINICAN REPUBLIC



### BRIBERY RATES\*

\* Based on people who used these public services in the previous 12 months.

	2017	2019
Overall bribery rate	50%	23%
Public schools	28%	10%
Public clinics and health centers	34%	12%
IDs	27%	9%
Utilities	29%	16%
Police	21%	47%
Judges	17%	13%



### HAS CORRUPTION LEVEL CHANGED IN THE PREVIOUS 12 MONTHS?

	2017	2019
Increased	71%	66%
Decreased	9%	10%
Stayed the same	19%	23%
Don't know	1%	1%



### CAN ORDINARY PEOPLE MAKE A DIFFERENCE IN THE FIGHT AGAINST CORRUPTION?

	2017	2019
Yes	72%	79%
No	16%	18%
Neither yes nor no	8%	2%
Don't know / refused to answer	3%	1%

**66%**

Think corruption increased in the previous 12 months

**23%**

Paid a bribe for public services in the previous 12 months\*

**16%**

Experience sextortion or know someone who has

**46%**

Were offered bribes in exchange for votes

\* Based on people who used these public services in the previous 12 months.



### CORRUPTION BY INSTITUTION\*

\* Percentage who think that most or all people in these institutions are corrupt.

INSTITUTION	2017	2019
President / Prime Minister	39%	58%
Members of Parliament	34%	48%
Government officials	28%	50%
Local government officials	37%	46%
Police	57%	55%
Judges and magistrates	47%	45%
Religious leaders	22%	23%
NGOs	-	28%
Business executives	30%	34%
Bankers	-	35%
Journalists	-	25%

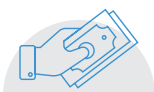


### IS THE GOVERNMENT DOING A GOOD OR BAD JOB OF FIGHTING CORRUPTION?

	2017	2019
Good	34%	25%
Bad	59%	72%
Don't know	7%	2%



## EL SALVADOR



### BRIBERY RATES\*

\* Based on people who used these public services in the previous 12 months.

	2017	2019
Overall bribery rate	31%	14%
Public schools	23%	13%
Public clinics and health centers	24%	6%
IDs	21%	5%
Utilities	17%	9%
Police	18%	24%
Judges	4%	-



### HAVE CORRUPTION LEVELS CHANGED IN THE PREVIOUS 12 MONTHS?

	2017	2019
Increased	53%	45%
Decreased	17%	15%
Stayed the same	26%	38%
Don't know	3%	1%



### CAN ORDINARY PEOPLE MAKE A DIFFERENCE IN THE FIGHT AGAINST CORRUPTION?

	2017	2019
Yes	67%	73%
No	21%	22%
Neither yes nor no	4%	4%
Don't know / refused to answer	7%	1%

45%

Think corruption increased in the previous 12 months

14%

Paid a bribe for public services in the previous 12 months\*

15%

Experience sextortion or know someone who has

17%

Were offered bribes in exchange for votes

\* Based on people who used these public services in the previous 12 months.



### CORRUPTION BY INSTITUTION\*

\* Percentage who think that most or all people in these institutions are corrupt.

INSTITUTION	2017	2019
President / Prime Minister	43%	57%
Members of Parliament	42%	41%
Government officials	32%	47%
Local government officials	37%	43%
Police	34%	31%
Judges and magistrates	34%	43%
Religious leaders	17%	15%
NGOs	-	19%
Business executives	29%	29%
Bankers	-	29%
Journalists	-	19%



### IS THE GOVERNMENT DOING A GOOD OR BAD JOB OF FIGHTING CORRUPTION?

	2017	2019
Good	44%	34%
Bad	38%	64%
Don't know	18%	2%



## GUATEMALA



### BRIBERY RATES\*

\* Based on people who used these public services in the previous 12 months.

	2017	2019
Overall bribery rate	28%	25%
Public schools	16%	21%
Public clinics and health centers	18%	14%
IDs	18%	14%
Utilities	20%	17%
Police	23%	37%
Judges	13%	-



### HAS CORRUPTION LEVEL CHANGED IN THE PREVIOUS 12 MONTHS?

	2017	2019
Increased	42%	46%
Decreased	20%	14%
Stayed the same	33%	40%
Don't know	6%	0%



### CAN ORDINARY PEOPLE MAKE A DIFFERENCE IN THE FIGHT AGAINST CORRUPTION?

	2017	2019
Yes	70%	76%
No	18%	17%
Neither yes nor no	3%	6%
Don't know / refused to answer	9%	1%

46%

Think corruption increased in the previous 12 months

25%

Paid a bribe for public services in the previous 12 months\*

23%

Experience sextortion or know someone who has

27%

Were offered bribes in exchange for votes

\* Based on people who used these public services in the previous 12 months.



### CORRUPTION BY INSTITUTION\*

\* Percentage who think that most or all people in these institutions are corrupt.

INSTITUTION	2017	2019
President / Prime Minister	38%	71%
Members of Parliament	37%	59%
Government officials	32%	56%
Local government officials	42%	54%
Police	52%	51%
Judges and magistrates	31%	44%
Religious leaders	16%	27%
NGOs	-	34%
Business executives	30%	42%
Bankers	-	35%
Journalists	-	28%

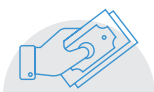


### IS THE GOVERNMENT DOING A GOOD OR BAD JOB OF FIGHTING CORRUPTION?

	2017	2019
Good	54%	33%
Bad	28%	66%
Don't know	18%	1%



# HONDURAS



## BRIBERY RATES\*

\* Based on people who used these public services in the previous 12 months.

	2017	2019
Overall bribery rate	33%	28%
Public schools	23%	21%
Public clinics and health centers	21%	15%
IDs	25%	20%
Utilities	18%	16%
Police	18%	37%
Judges	56%	-



## HAVE CORRUPTION LEVELS CHANGED IN THE PREVIOUS 12 MONTHS?

	2017	2019
Increased	53%	54%
Decreased	19%	17%
Stayed the same	26%	29%
Don't know	2%	1%



## CAN ORDINARY PEOPLE MAKE A DIFFERENCE IN THE FIGHT AGAINST CORRUPTION?

	2017	2019
Yes	76%	78%
No	16%	18%
Neither yes nor no	5%	3%
Don't know / refused to answer	4%	1%

54%

Think corruption increased in the previous 12 months

28%

Paid a bribe for public services in the previous 12 months\*

17%

Experience sextortion or know someone who has

36%

Were offered bribes in exchange for votes

\* Based on people who used these public services in the previous 12 months.



## CORRUPTION BY INSTITUTION\*

\* Percentage who think that most or all people in these institutions are corrupt.

INSTITUTION	2017	2019
President / Prime Minister	50%	65%
Members of Parliament	43%	56%
Government officials	38%	51%
Local government officials	44%	41%
Police	54%	50%
Judges and magistrates	42%	45%
Religious leaders	25%	21%
NGOs	-	31%
Business executives	39%	33%
Bankers	-	27%
Journalists	-	25%



## IS THE GOVERNMENT DOING A GOOD OR BAD JOB OF FIGHTING CORRUPTION?

	2017	2019
Good	55%	36%
Bad	37%	62%
Don't know	8%	1%



## JAMAICA



### BRIBERY RATES\*

\* Based on people who used these public services in the previous 12 months.

	2017	2019
Overall bribery rate	21%	17%
Public schools	13%	6%
Public clinics and health centers	14%	8%
IDs	15%	12%
Utilities	9%	16%
Police	20%	18%
Judges	10%	0%



### HAS CORRUPTION LEVEL CHANGED IN THE PREVIOUS 12 MONTHS?

	2017	2019
Increased	68%	49%
Decreased	10%	19%
Stayed the same	18%	29%
Don't know	3%	4%



### CAN ORDINARY PEOPLE MAKE A DIFFERENCE IN THE FIGHT AGAINST CORRUPTION?

	2017	2019
Yes	73%	73%
No	22%	14%
Neither yes nor no	3%	9%
Don't know / refused to answer	2%	4%

49%

Think corruption increased in the previous 12 months

17%

Paid a bribe for public services in the previous 12 months\*

18%

Experience sextortion or know someone who has

12%

Were offered bribes in exchange for votes

\* Based on people who used these public services in the previous 12 months.



### CORRUPTION BY INSTITUTION\*

\* Percentage who think that most or all people in these institutions are corrupt.

INSTITUTION	2017	2019
President / Prime Minister	30%	34%
Members of Parliament	37%	44%
Government officials	33%	39%
Local government officials	34%	37%
Police	50%	49%
Judges and magistrates	18%	23%
Religious leaders	16%	19%
NGOs	-	22%
Business executives	23%	25%
Bankers	-	21%
Journalists	-	14%



### IS THE GOVERNMENT DOING A GOOD OR BAD JOB OF FIGHTING CORRUPTION?

	2017	2019
Good	42%	47%
Bad	43%	48%
Don't know	15%	5%



# MEXICO



## BRIBERY RATES\*

\* Based on people who used these public services in the previous 12 months.

	2017	2019
Overall bribery rate	51%	34%
Public schools	33%	19%
Public clinics and health centers	39%	16%
IDs	37%	25%
Utilities	32%	30%
Police	30%	52%
Judges	7%	35%



## HAVE CORRUPTION LEVELS CHANGED IN THE PREVIOUS 12 MONTHS?

	2017	2019
Increased	61%	44%
Decreased	6%	21%
Stayed the same	27%	34%
Don't know	7%	1%



## CAN ORDINARY PEOPLE MAKE A DIFFERENCE IN THE FIGHT AGAINST CORRUPTION?

	2017	2019
Yes	74%	79%
No	13%	14%
Neither yes nor no	9%	6%
Don't know / refused to answer	5%	0%

**44%**

Think corruption increased in the previous 12 months

**34%**

Paid a bribe for public services in the previous 12 months\*

**20%**

Experience sextortion or know someone who has

**50%**

Were offered bribes in exchange for votes


\* Based on people who used these public services in the previous 12 months.



## CORRUPTION BY INSTITUTION\*

\* Percentage who think that most or all people in these institutions are corrupt.

INSTITUTION	2017	2019
President / Prime Minister	51%	63%
Members of Parliament	56%	65%
Government officials	57%	58%
Local government officials	64%	63%
Police	63%	69%
Judges and magistrates	50%	58%
Religious leaders	41%	44%
NGOs	-	44%
Business executives	48%	47%
Bankers	-	45%
Journalists	-	36%



## IS THE GOVERNMENT DOING A GOOD OR BAD JOB OF FIGHTING CORRUPTION?

	2017	2019
Good	24%	61%
Bad	61%	36%
Don't know	15%	3%





## PANAMA



### BRIBERY RATES\*

\* Based on people who used these public services in the previous 12 months.

	2017	2019
Overall bribery rate	38%	18%
Public schools	26%	9%
Public clinics and health centers	29%	8%
IDs	18%	10%
Utilities	16%	14%
Police	20%	29%
Judges	11%	-



### HAS CORRUPTION LEVEL CHANGED IN THE PREVIOUS 12 MONTHS?

	2017	2019
Increased	52%	56%
Decreased	14%	10%
Stayed the same	32%	34%
Don't know	2%	1%



### CAN ORDINARY PEOPLE MAKE A DIFFERENCE IN THE FIGHT AGAINST CORRUPTION?

	2017	2019
Yes	68%	80%
No	17%	15%
Neither yes nor no	11%	4%
Don't know / refused to answer	3%	1%

56%

Think corruption increased in the previous 12 months

18%

Paid a bribe for public services in the previous 12 months\*

14%

Experience sextortion or know someone who has

23%

Were offered bribes in exchange for votes

\* Based on people who used these public services in the previous 12 months.



### CORRUPTION BY INSTITUTION\*

\* Percentage who think that most or all people in these institutions are corrupt.

INSTITUTION	2017	2019
President / Prime Minister	39%	63%
Members of Parliament	43%	69%
Government officials	29%	51%
Local government officials	32%	48%
Police	35%	39%
Judges and magistrates	35%	49%
Religious leaders	18%	20%
NGOs	-	28%
Business executives	30%	32%
Bankers	-	28%
Journalists	-	17%



### IS THE GOVERNMENT DOING A GOOD OR BAD JOB OF FIGHTING CORRUPTION?

	2017	2019
Good	31%	19%
Bad	57%	79%
Don't know	13%	2%



## PERU



### BRIBERY RATES\*

\* Based on people who used these public services in the previous 12 months.

	2017	2019
Overall bribery rate	39%	30%
Public schools	23%	21%
Public clinics and health centers	29%	19%
IDs	20%	20%
Utilities	16%	25%
Police	20%	35%
Judges	6%	19%



### HAVE CORRUPTION LEVELS CHANGED IN THE PREVIOUS 12 MONTHS?

	2017	2019
Increased	79%	65%
Decreased	3%	11%
Stayed the same	16%	23%
Don't know	2%	1%



### CAN ORDINARY PEOPLE MAKE A DIFFERENCE IN THE FIGHT AGAINST CORRUPTION?

	2017	2019
Yes	62%	79%
No	19%	16%
Neither yes nor no	12%	3%
Don't know / refused to answer	8%	2%

65%

Think corruption increased in the previous 12 months

30%

Paid a bribe for public services in the previous 12 months\*

20%

Experience sextortion or know someone who has

27%

Were offered bribes in exchange for votes

\* Based on people who used these public services in the previous 12 months.



### CORRUPTION BY INSTITUTION\*

\* Percentage who think that most or all people in these institutions are corrupt.

INSTITUTION	2017	2019
President / Prime Minister	65%	59%
Members of Parliament	64%	80%
Government officials	53%	57%
Local government officials	59%	60%
Police	60%	41%
Judges and magistrates	63%	68%
Religious leaders	35%	31%
NGOs	-	32%
Business executives	48%	44%
Bankers	-	36%
Journalists	-	29%



### IS THE GOVERNMENT DOING A GOOD OR BAD JOB OF FIGHTING CORRUPTION?

	2017	2019
Good	16%	52%
Bad	73%	41%
Don't know	11%	7%



## TRINIDAD & TOBAGO



### BRIBERY RATES\*

\* Based on people who used these public services in the previous 12 months.

	2017	2019
Overall bribery rate	6%	17%
Public schools	2%	11%
Public clinics and health centers	2%	7%
IDs	5%	17%
Utilities	5%	22%
Police	3%	9%
Judges	2%	8%



### HAS CORRUPTION LEVEL CHANGED IN THE PREVIOUS 12 MONTHS?

	2017	2019
Increased	59%	62%
Decreased	15%	11%
Stayed the same	23%	23%
Don't know	3%	4%



### CAN ORDINARY PEOPLE MAKE A DIFFERENCE IN THE FIGHT AGAINST CORRUPTION?

	2017	2019
Yes	58%	70%
No	38%	20%
Neither yes nor no	4%	8%
Don't know / refused to answer	1%	3%

62%

Think corruption increased in the previous 12 months

17%

Paid a bribe for public services in the previous 12 months\*

19%

Experience sextortion or know someone who has

6%

Were offered bribes in exchange for votes

\* Based on people who used these public services in the previous 12 months.



### CORRUPTION BY INSTITUTION\*

\* Percentage who think that most or all people in these institutions are corrupt.

INSTITUTION	2017	2019
President / Prime Minister	41%	47%
Members of Parliament	40%	51%
Government officials	41%	46%
Local government officials	39%	39%
Police	61%	51%
Judges and magistrates	35%	30%
Religious leaders	19%	24%
NGOs	-	24%
Business executives	30%	38%
Bankers	-	26%
Journalists	-	18%

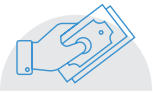


### IS THE GOVERNMENT DOING A GOOD OR BAD JOB OF FIGHTING CORRUPTION?

	2017	2019
Good	25%	30%
Bad	60%	65%
Don't know	15%	5%



## VENEZUELA



### BRIBERY RATES\*

\* Based on people who used these public services in the previous 12 months.

	2017	2019
Overall bribery rate	38%	50%
Public schools	18%	20%
Public clinics and health centers	32%	34%
IDs	34%	51%
Utilities	42%	46%
Police	41%	62%
Judges	36%	-



### HAVE CORRUPTION LEVELS CHANGED IN THE PREVIOUS 12 MONTHS?

	2017	2019
Increased	87%	87%
Decreased	5%	3%
Stayed the same	8%	9%
Don't know	1%	1%



### CAN ORDINARY PEOPLE MAKE A DIFFERENCE IN THE FIGHT AGAINST CORRUPTION?

	2017	2019
Yes	74%	78%
No	12%	12%
Neither yes nor no	11%	9%
Don't know / refused to answer	3%	1%

87%

Think corruption increased in the previous 12 months

50%

Paid a bribe for public services in the previous 12 months\*

19%

Experience sextortion or know someone who has

21%

Were offered bribes in exchange for votes

\* Based on people who used these public services in the previous 12 months.



### CORRUPTION BY INSTITUTION\*

\* Percentage who think that most or all people in these institutions are corrupt.

INSTITUTION	2017	2019
President / Prime Minister	63%	87%
Members of Parliament	56%	38%
Government officials	58%	84%
Local government officials	-	82%
Police	65%	82%
Judges and magistrates	73%	80%
Religious leaders	66%	79%
NGOs	35%	27%
Business executives	-	35%
Bankers	54%	58%
Journalists	-	58%
Journalists	-	27%



### IS THE GOVERNMENT DOING A GOOD OR BAD JOB OF FIGHTING CORRUPTION?

	2017	2019
Good	21%	8%
Bad	76%	91%
Don't know	4%	1%



## GUYANA



### BRIBERY RATES\*

\* Based on people who used these public services in the previous 12 months.

	2019
Overall bribery rate	27%
Public schools	16%
Public clinics and health centers	8%
IDs	20%
Utilities	24%
Police	40%
Judges	11%



### HAS CORRUPTION LEVEL CHANGED IN THE PREVIOUS 12 MONTHS?

	2019
Increased	40%
Decreased	40%
Stayed the same	17%
Don't know	3%



### CAN ORDINARY PEOPLE MAKE A DIFFERENCE IN THE FIGHT AGAINST CORRUPTION?

	2019
Yes	82%
No	12%
Neither yes nor no	3%
Don't know / refused to answer	3%

**40%**

Think corruption increased in the previous 12 months

**27%**

Paid a bribe for public services in the previous 12 months\*

**22%**

Experience sextortion or know someone who has

**6%**

Were offered bribes in exchange for votes


\* Based on people who used these public services in the previous 12 months.



### CORRUPTION BY INSTITUTION\*

\* Percentage who think that most or all people in these institutions are corrupt.

INSTITUTION	2019
President / Prime Minister	29%
Members of Parliament	36%
Government officials	27%
Local government officials	24%
Police	42%
Judges and magistrates	20%
Religious leaders	16%
NGOs	21%
Business executives	24%
Bankers	14%
Journalists	15%

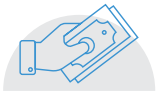


### IS THE GOVERNMENT DOING A GOOD OR BAD JOB OF FIGHTING CORRUPTION?

	2019
Good	67%
Bad	29%
Don't know	4%



# BARBADOS



## BRIBERY RATES\*

\* Based on people who used these public services in the previous 12 months.

	2019
Overall bribery rate	9%
Public schools	4%
Public clinics and health centers	5%
IDs	8%
Utilities	17%
Police	2%
Judges	2%



## HAVE CORRUPTION LEVELS CHANGED IN THE PREVIOUS 12 MONTHS?

	2019
Increased	37%
Decreased	22%
Stayed the same	27%
Don't know	14%



## CAN ORDINARY PEOPLE MAKE A DIFFERENCE IN THE FIGHT AGAINST CORRUPTION?

	2019
Yes	70%
No	21%
Neither yes nor no	6%
Don't know / refused to answer	3%

37%

Think corruption increased in the previous 12 months

9%

Paid a bribe for public services in the previous 12 months\*

30%

Experience sextortion or know someone who has

15%

Were offered bribes in exchange for votes


\* Based on people who used these public services in the previous 12 months.



## CORRUPTION BY INSTITUTION\*

\* Percentage who think that most or all people in these institutions are corrupt.

INSTITUTION	2019
President / Prime Minister	23%
Members of Parliament	29%
Government officials	25%
Local government officials	15%
Police	31%
Judges and magistrates	18%
Religious leaders	16%
NGOs	14%
Business executives	25%
Bankers	21%
Journalists	10%

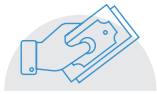


## IS THE GOVERNMENT DOING A GOOD OR BAD JOB OF FIGHTING CORRUPTION?

	2019
Good	55%
Bad	29%
Don't know	16%



## BAHAMAS



### BRIBERY RATES\*

\* Based on people who used these public services in the previous 12 months.

	2019
Overall bribery rate	20%
Public schools	12%
Public clinics and health centers	11%
IDs	19%
Utilities	14%
Police	13%
Judges	7%



### HAVE CORRUPTION LEVELS CHANGED IN THE PREVIOUS 12 MONTHS?

	2019
Increased	45%
Decreased	22%
Stayed the same	29%
Don't know	4%



### CAN ORDINARY PEOPLE MAKE A DIFFERENCE IN THE FIGHT AGAINST CORRUPTION?

	2019
Yes	85%
No	11%
Neither yes nor no	4%
Don't know / refused to answer	1%

45%

Think corruption increased in the previous 12 months

20%

Paid a bribe for public services in the previous 12 months\*

24%

Experience sextortion or know someone who has

17%

Were offered bribes in exchange for votes


\* Based on people who used these public services in the previous 12 months.



### CORRUPTION BY INSTITUTION\*

\* Percentage who think that most or all people in these institutions are corrupt.

INSTITUTION	2019
President / Prime Minister	35%
Members of Parliament	41%
Government officials	37%
Local government officials	22%
Police	34%
Judges and magistrates	19%
Religious leaders	22%
NGOs	22%
Business executives	25%
Bankers	23%
Journalists	14%



### IS THE GOVERNMENT DOING A GOOD OR BAD JOB OF FIGHTING CORRUPTION?

	2019
Good	44%
Bad	52%
Don't know	4%

# ENDNOTES

**1** The survey was conducted via telephone in the Bahamas.

**2** Q: In your opinion, over the past year, has the level of corruption in this country increased, decreased or stayed the same? Response options: Increased a lot; Increased somewhat; Stayed the same; Decreased somewhat; Decreased a lot; Don't know. Base: all respondents, excluding missing.

**3** Participación Ciudadana, *20 años de impunidad*, March 2015, [https://issuu.com/pciudadana/docs/20\\_años\\_de\\_impunidad](https://issuu.com/pciudadana/docs/20_años_de_impunidad)

**4** Participación Ciudadana, *La corrupción sin castigo*, March 2015, [https://issuu.com/pciudadana/docs/la\\_corrupcion\\_sin\\_castigo](https://issuu.com/pciudadana/docs/la_corrupcion_sin_castigo)

**5** CNN Español, *República Dominicana, ¿por qué el caso Odebrecht no avanza como en otros países?*, May 2019, <https://cnn.espanol.com/2019/05/15/república-dominicana-por-que-el-caso-odebrecht-no-avanza-como-en-otros-paises/>

**6** International Consortium of Investigative Journalists, *Odebrecht's hidden transactions*, June 2019, <https://www.icij.org/investigations/bribery-division/explore-odebrechts-hidden-transactions/>

**7** Participación Ciudadana, *Odebrecht-Punta Catalina: Más Corrupción Impune*, May 2018, <https://pciudadana.org/odebrecht-punta-catalina-mas-corrupcion-impune-2/>

**8** Diario Libre, *Así operó Odebrecht en República Dominicana*, June 2019, <https://www.diariolibre.com/actualidad/justicia/asi-opero-odebrecht-en-republica-dominicana-FL12198915>

**9** Acento, *Lea íntegro fallo envió a juicio de fondo seis de los imputados en caso Odebrecht*, June 2019, <https://acento.com.do/2019/actualidad/8697486-lea-integro-fallo-envio-a-juicio-de-fondo-seis-de-los->

[imputados-en-caso-odebrecht/](#)

**10** Participación Ciudadana, *Odebrecht-Punta Catalina: Más Corrupción Impune*, May 2018, <https://pciudadana.org/odebrecht-punta-catalina-mas-corrupcion-impune-2/>

**11** Q: How big or small a problem would you say corruption is in government? Response options: No problem at all; A very small problem; Quite small; Quite big; A very big problem; Don't know. Base: all respondents, excluding missing.

**12** Q: Overall, how much trust and confidence do you have in the following to do a good job and act in a fair manner whilst carrying out their responsibilities? Response options: None at all; Not very much; A fair amount; A great deal; Don't know. Base: all respondents, excluding missing.

**13** TV Globo, *PGR pede que apuração sobre suspeita de caixa dois para Onyx Lorenzoni fique na Justiça Eleitoral*, March 2019, <https://g1.globo.com/politica/noticia/2019/03/26/pgr-pede-que-suspeita-de-caixa-dois-para-onyx-lorenzoni-fique-na-justica-eleitoral.ghtml>

**14** BBC, *Bolsonaro cria 'situação dramática' ao tentar proteger Flávio, diz ex-procurador da Lava Jato*, September 2019, <https://www.bbc.com/portuguese/brasil-49562267>

**15** El País, *STF impõe derrota a Lava Jato sobre caixa 2 e encampa guerra contra procuradores*, March 2019, [https://brasil.elpais.com/brasil/2019/03/15/politica/1552605815\\_215499.html](https://brasil.elpais.com/brasil/2019/03/15/politica/1552605815_215499.html)

**16** Folha de Sao Paulo, *Brazil's Supreme Court President Suspends Investigations into Bolsonaro's Son Flávio*, July 2019, <https://www1.folha.uol.com.br/internacional/en/brazil/2019/07/brazils-supreme-court-president-suspends-investigations-into-bolsonaros-son-flavio.shtml>

**17** Q: How well or badly would you say the current government is handling the following matters, or haven't you heard enough to say? "Fighting corruption in government". Response options: Very badly; Fairly badly; Fairly well; Very well; Don't know; Refused to answer. Base: all respondents, excluding missing.

**18** Q: How many of the following people do you think are involved in corruption, or haven't you heard enough about them to say? Response options: None; Some of them; Most of them; All of them; Don't know; Refused to answer. Base: all respondents, excluding missing.

**19** Transparencia Venezuela, *Al menos 20 países investigan 50 casos de corrupción con dinero de Venezuela*, August 2019, <https://transparencia.org.ve/al-menos-20-paises-investigacion-50-casos-de-corrupcion-con-dinero-de-venezuela/>

**20** National Assembly of Venezuela, *Superlano: 350 mil millones de dólares es el desfalco a la nación por hechos de corrupción*, August 2018, [http://www.asambleanacional.gob.ve/noticias/\\_superlano-350-mil-millones-de-dolares-es-el-desfalco-a-la-nacion-por-hechos-de-corrupcion](http://www.asambleanacional.gob.ve/noticias/_superlano-350-mil-millones-de-dolares-es-el-desfalco-a-la-nacion-por-hechos-de-corrupcion)

**21** UNHCR, *Emergencias – Venezuela situation*, <https://www.unhcr.org/venezuela-emergency.html> (accessed September 2019)

**22** Reuters, *Venezuela Supreme Court has staged effective coup: jurists' group*, September 2017, <https://www.reuters.com/article/us-venezuela-politics-jurists/venezuela-supreme-court-has-staged-effective-coup-jurists-group-idUSKCN1BN14F>

**23** Transparencia Venezuela, *Una ojeada a la "secreta" Ley de Presupuesto Nacional*, September 2018, <https://transparencia.org.ve/una-ojeada-a-la-secreta-ley-de-presupuesto-nacional/>

**24** Human Rights Watch, *Venezuela:*



*Arrests, Killings in Anti-Government Protests*, January 2019, <https://www.hrw.org/news/2019/01/25/venezuela-arrests-killings-anti-government-protests>

**25** Amnesty International, *Venezuela: Authorities must stop criminalizing and killing young people living in poverty*, September 2018, <https://www.amnesty.org/en/latest/news/2018/09/venezuela-authorities-must-stop-criminalizing-and-killing-young-people-living-in-poverty/>

**26** Q: In the past 12 months have you had contact with a) a public school b) a public clinic or hospital c) the government to get an identity document (i.e. a birth certificate, driver's licence, passport or voter's card, or a permit) d) the government to get water, sanitation or electric services e) the police f) a judge or court official. Respondents who answered that they had contact with any of these public services were then asked "How often, if ever, did you have to pay a bribe, give a gift or do a favour" for each service. Response options: Never; Once or twice; A few times; Often; Don't Know; Refused to answer. Base: all respondents who had contact with at least one service in the previous 12 months. Percentages refer to those who said they had paid a bribe at least once for any service.

**27** To calculate the total number of bribe payers in Latin America and the Caribbean, we used the country level bribery rates (the percentage of all adults in the country who had paid a bribe) to calculate the number of bribe payers in each country. We then added the projected number of bribe payers across all 18 countries, which gave a total number of 56 million. Source: UN population estimated 18+.

**28** Pooled responses. In the past 12 months have you had contact with

a) a public school b) a public clinic or hospital c) the government to get an identity document (i.e. a birth certificate, driver's licence, passport or voter's card, or a permit) d) the government to get water, sanitation or electric services e) the police f) a judge or court official. Respondents who answered that they had contact with any of these public services were then asked "How often, if ever, did you have to pay a bribe, give a gift or do a favour" for each service. Response options: Never; Once or twice; A few times; Often; Don't Know; Refused to answer. Base: all respondents who had contact with at least one service in the previous 12 months. Percentages refer to those who said they had paid a bribe at least once for any service.

**29** El Mostrador, *Fraude en Carabineros ya alcanza los 28 mil millones de pesos*, April 2018, <https://www.elmostrador.cl/noticias/pais/2018/04/10/fraude-en-carabineros-ya-alcanza-los-28-mil-millones-de-pesos/>

**30** BBC News, *Cómo un oscuro entramado de corrupción puede acabar con la reputación de los Carabineros en Chile, la policía "menos corrupta de la región"*, June 2017, <https://www.bbc.com/mundo/noticias-america-latina-40283143>

**31** Q: How often, if ever, did you have to pay a bribe, give a gift, or do a favour for a police officer in order to get the assistance you needed, or to avoid a problem, such as passing a checkpoint, or avoid a fine or arrest? Base: all respondents who had contact with the police in the previous 12 months.

**32** UNDP, *Gender and Corruption in Latin America: Is there a link?*, July 2014, <https://www.undp.org/content/dam/rblac/docs/Research%20and%20Publications/Democratic%20>

*Governance/Gender\_and\_Corruption\_in\_Latin\_America\_Is\_There\_a\_Link\_Final\_10july.pdf*

**33** Results are derived from survey weighted logistic regressions, with standard errors clustered at the country level. The dependent variable was whether a bribe was paid or not. Being female is a positive and significant predictor of paying bribes for education and healthcare at the 95% confidence level.

**34** Q: Please tell me whether you strongly disagree, tend to disagree, neither agree nor disagree, tend to agree or strongly agree with the statement: "When reporting a case of corruption committed by a government official, appropriate action is more likely to be taken if a man rather than a woman makes the complaint". Base: all respondents excluding missing.

**35** Q: How often, if at all, do you think that this [sexual extortion] occurs in this country? Do you think it happens: Response options: Very frequently; Often; Occasionally; Rarely; Never; Don't know; Refused. Base: all respondents excluding missing.

**36** Sabrina Karim, *Madame Officer*, Americas Quarterly, <https://www.americasquarterly.org/node/2802/>

**37** Proetica, *Encuesta Nacional Sobre Percepciones de la Corrupción en el Perú 2012*, May 2012, <https://www.proetica.org.pe/contenido/encuesta-nacional-sobre-percepciones-de-la-corrupcion-en-el-peru/>

**38** Proetica, *Encuesta Nacional Sobre Percepciones de la Corrupción en el Perú 2017*, September 2017, <https://www.proetica.org.pe/contenido/encuesta-nacional-sobre-percepciones-de-la-corrupcion-en-el-peru/>

**39** El Confidencial, *Jimmy Morales, acusado de abusos sexuales por un exministro: "Yo hablé con víctimas"*, June

2018, [https://www.elconfidencial.com/mundo/2018-07-05/presidente-guatemala-acusado-abusos-sexuales\\_1588414/](https://www.elconfidencial.com/mundo/2018-07-05/presidente-guatemala-acusado-abusos-sexuales_1588414/)

**40** Publinews, *MP cierra caso contra el presidente Jimmy Morales por supuestas agresiones sexuales*, November 2018, <https://www.publinews.gt/gt/noticias/2018/11/08/ministerio-publico-cierra-caso-contra-el-presidente-jimmy-morales-por-supuestas-agresiones-sexuales.html>

**41** CICIG, *Informe diálogos por el fortalecimiento de la justicia y el combate a la impunidad en Guatemala*, June 2019, <https://www.cicig.org/comunicados-2019-c/informe-dialogos-por-el-fortalecimiento-de-la-justicia/>

**42** Q: Please tell me whether you strongly disagree, tend to disagree, neither agree nor disagree, tend to agree or strongly agree with the following statement: "The government is pretty much run by a few big interests looking out for themselves." Base: all respondents excluding missing.

**43** Q: In the past 12 months, how many times have you personally witnessed, or suspected a government official or politician doing the following: "making a decision or voting in a way which favours a business or individual who gave them political support or donations". Response options: Never; Once or twice; A few times; Often; Don't know; Refused. Base: all respondents excluding missing.

**44** Pooled responses. Q: And in the past five years, how many times, if at all, has anyone tried to offer you a bribe or special favour to vote in a particular way at a national, regional or local election? Has that happened to you: Never; Once or twice; A few times; Often; Don't know; Refused; Could not vote. Base: all respondents excluding those who could not vote.

**45** Q: And in the past five years, how many times, if at all, has anyone threatened you with some sort of retaliation if you did not vote in a particular way at a national, regional or local election? Has that happened to you: Never; Once or twice; A few times; Often; Don't know; Refused; Could not vote. Base: all respondents excluding those who could not vote.

**46** Q: Please tell me how often you think the following things happen

during national, regional or local elections in [insert country name]: False information or fake news being spread to influence voting outcomes. Response options: Never; Rarely; Occasionally; Frequently; Very Frequently; Don't know. Base: all respondents excluding missing.

**47** This figure was obtained by adding the percentage of respondents who responded to the question with the answer options "Frequently" and "Very Frequently".

**48** CNN Español, *Investigan presunta red de compra de votos en Colombia*, March 2018, <https://cnnespanol.cnn.com/2018/03/14/investigacion-presunta-red-de-compra-de-votos-en-colombia/>

**49** Transparencia Colombia, *Financiación de Campañas Políticas 2018*, March 2019, <https://transparenciacolombia.org.co/2019/03/05/financiacion-de-campanas-politicas-2018/>

**50** Registraduría Nacional del Estado Civil, *Delitos Electorales en Colombia, 2018* <https://www.registraduria.gov.co/IMG/pdf/delitos-electorales-colombia.pdf>

**51** World Bank, *The World Bank in Panama*, <https://www.worldbank.org/en/country/panama/overview> (accessed September 2019)

**52** La Prensa, *Con dinero público, Chello Gálvez repartirá 5 mil 500 tarjetas de regalo*, August 2018, [https://impresaprensa.com/panorama/publico-Chello-Galvez-repartira-tarjetas\\_0\\_5107739209.html](https://impresaprensa.com/panorama/publico-Chello-Galvez-repartira-tarjetas_0_5107739209.html)

**53** La Prensa, *Chello Gálvez, el rey del jamón*, December 2013, [https://impresaprensa.com/panorama/Chello-Galvez-rey-jamon\\_0\\_3829866979.html](https://impresaprensa.com/panorama/Chello-Galvez-rey-jamon_0_3829866979.html)

**54** La Prensa Panama, *Asamblea Nacional: hijos, hermanos, padres, esposos; las planillas del nepotismo*, April 2019, [https://impresaprensa.com/panorama/Asamblea-Nacional-hermanos-planillas-nepotismo\\_0\\_5290720958.html](https://impresaprensa.com/panorama/Asamblea-Nacional-hermanos-planillas-nepotismo_0_5290720958.html)

**55** La Prensa, 2017, *cada diputado dispuso de \$1 millón*, May 2018, [https://impresaprensa.com/panorama/diputado-dispuso-millon\\_0\\_5025247535.html](https://impresaprensa.com/panorama/diputado-dispuso-millon_0_5025247535.html)

**56** Q: And next, for each of the following statements that I read out, please tell me whether you strongly disagree, tend to disagree, neither

agree nor disagree, tend to agree or strongly agree: Ordinary people can make a difference in the fight against corruption. Base: all respondents excluding missing.

**57** Pooled responses. Q: In this country, can ordinary people report incidents of corruption without fear, or do they risk retaliation or other negative consequences if they speak out? Response options: Can report without fear; Fear reprisals; Don't know. Base: all respondents excluding missing.

**58** Pooled responses. And thinking about if you were to report a case of corruption committed by a government official, how likely is it that appropriate action would be taken against them? Response options: Not at all likely; Not very likely; Somewhat likely; Very likely. Percentage reported is obtained by combining the response options Somewhat likely and Very likely. Base: all respondents excluding missing.

**59** Q: In this country there is the right by law for citizens to access key facts and data from the government? Were you aware that you have the right to request information from government, or were you not yet aware that you had this right? Response option: Yes, I was aware; No, I was not yet aware; Don't know. Base: all respondents excluding missing. Barbados does not have legislation regulating access to information and therefore was not included in this question.

**60** Q: In some cases, public bodies make information and facts publicly accessible, for example on their website. In other cases, citizens request (e.g. via letter, email or telephone call) that the public body provides them with the information they need. In the last 12 months how often, if at all, have you officially contacted a public body to request any information? Have you done this: Never; Once or twice; A few times; Often; Don't know. Base: all respondents excluding missing. Barbados does not have legislation regulating access to information and therefore was not included in this question.

# CREATE CHANGE WITH US

---

## ENGAGE

Follow us, share your views and discuss corruption with people from around the world on social media.



## LEARN

Visit our website to learn more about our work in more than 100 countries and sign up for the latest news in the fight against corruption.

[transparency.org](https://transparency.org)

---

## DONATE

Your donation will help us provide support to thousands of victims of corruption, develop new tools and research and hold governments and businesses to their promises. We want to build a fairer, more just world. With your help, we can.

[transparency.org/donate](https://transparency.org/donate)

### Acknowledgements

Generous support for this report was provided by Global Affairs Canada, EY, and UN Women. The surveys in the Bahamas, Barbados, Guyana, Jamaica and Trinidad and Tobago were conducted in partnership with the Inter-American Development Bank.

We gratefully acknowledge these contributions. Responsibility for the content lies entirely with the author. The contributors do not necessarily share the expressed views and interpretations.



Transparency International  
International Secretariat  
Alt-Moabit 96, 10559 Berlin, Germany

Phone: +49 30 34 38 200  
Fax: +49 30 34 70 39 12

ti@transparency.org  
www.transparency.org

Blog: voices.transparency.org  
Facebook: /transparencyinternational  
Twitter: @anticorruption